

EXCEL *life*

RESIDENTIAL • COMMERCIAL • MEDICAL





with
EXCEL *life*TM
comes great power





Excel Life, the mightiest and most comprehensive range of electrical accessories for Residential, Commercial and Medical applications.

Residential Solutions.....	4
Commercial Solutions	6
Medical Solutions	8
Three Format Options	10
Fast & Safe Powerpoints To Install	12
Powerpoints.....	14
Super Fast USB Charging - 2 x 2.4A	16
Ready-made Switches.....	18
Switch mechanisms.....	20
Voice, Data, Audio & Video	22
Signal Lights.....	24
Safety Lights.....	25
Catalogue Pages.....	26

RESIDENTIAL SOLUTIONS



STYLED FOR CONTEMPORARY INTERIORS DESIGNED TO LAST

From standard 16AX fluoro-rated rocker switches, to child-safe powerpoints, and every socket a homeowner could ever need, Excel Life brings a new level of excellence to everyday homes - from family homes in Fremantle to holiday apartments in Queenstown, and everywhere in between. With a focus on design technology and convenience, gadget guys as well as the style conscious are sure to be well pleased.

HOME IDEAS

Create USB charging hubs in kitchens
See page 16.



ED777USB2PSAWE



ED770/3GPLUG + 3 x EMUSB2PSAUG

HI-TECH TOUCHES

Impress with innovations such as cool blue LED rings for rocker switches, stylish electronic push-button switches, and high performance, fast-charging USB powerpoints. Bring hi-tech to the everyday. See page 18.

Customise behind-the-TV panels
See page 22.



ECCW2WPLWE + EC777XWE + EM803SURGEWE + 2 x EMRJ45C6WE + EMFFFOXWE + EMSPWE

Extra-safe Powerpoints

Great for kids' bedrooms and common areas
See page 14.



ED777ESWE



ED770/4GPLWE + 4 x EM883WE

Electronic Push-button Switches & Dimmers

Smooth flicker-resistant dimming that is compatible with all loads. Program LEDs red or blue. See page 20.



ED770/3WE + 3 x EM770LEDWE

COMMERCIAL SOLUTIONS



MECHANISMS FOR EVERY PROJECT IMPROVING PRODUCTIVITY AND CONVENIENCE

Whether your latest project is an office, restaurant or retail store, Excel Life has everything you need to facilitate and improve the behind-the-scenes grunt of businesses and organisations - it offers the most comprehensive range of functions, in one range, on the market.

Product Environmental Profiles (PEPs) are available for key products - outlining materials, manufacturing, distribution, usage and end-of-life product management. Visit excellife.com.au

EFFICIENCY TIPS

Add these charging stations to conference halls and meeting rooms

See page 16.



EC787/2XWE + 2 x EMUSB2PSAWE

Antimicrobial Switches

Great for kitchens, clinics, schools and child-care centres.

See page 55.



EC770/4CAWE

Customise the perfect panels for staff-only areas

See page 22.



Multi - panel

Try these skirting lights in corridors

See page 25.



EC511WE

Secure Plate Switches

Ideal for areas prone to vandalism

See page 10.



ES770/2GPLWE + 2 x EM770WE

International Standards Shaver Socket

See page 39.



EC798WE

Multimedia Panels

Data, video and audio distribution for meeting and function rooms.

See page 22.



ECCW2HPLWE + EC770/6GPLWE + EM800BPBLWE + EM800BPRDWE + EMRCARDWE + EMRCAYELWE + EMRJ45C6WE + EMRJ45C6BU + ECFRAME + 2 x EM910HDMIWE + EM910USBWE

MEDICAL SOLUTIONS

ADVANCED MEDICAL RANGE

A finalist in the 2015 Good Design Awards, Excel Life Medical features antimicrobial technology to help reduce the spread of bacteria in hospitals and other health care environments, leading to enhanced patient care. From colour-coded powerpoints, to power indicators and heavy-duty panels, Excel Life Medical gives you the power to fit-off every detail required for hospitals, laboratories, surgeries, clinics and more.

HANDY HINTS

Everything you need to create the safest panels ○
See page 55.



Heavy duty stainless steel panels available in 2-7 modules and custom plate sizes

Electresafe ○
RCD Powerpoint 10mA.
See page 14.



EC777EL10CAWE

No Touch Switch
A simple wave will activate or deactivate.
See page 19.



EC914WE

Colour-coded ○
Options for easy identification, uninterruptible supply, essential supply, cleaners purposes only.
See page 57.



EC777NCABU



EC777NCARD



EC787CABE

ANTIMICROBIAL ADVANTAGE

Our antimicrobial technology has a kill rate against Escherichia coli and Staphylococcus aureus between 99.72% and 99.9999%. Refer to our technical data sheets for detailed information at excellife.com.au



THREE FORMAT OPTIONS



ED770/1WE

o Dedicated Plate Series (ED)

When looks matter, the Dedicated Plate Series is your go-to product. The slimmer profile and contemporary new switch designs delight homeowners, interior designers and architects alike.



EC770/2WE

o Common Plate Series (EC)

Popular in commercial and government projects, this series features a common coverplate that can be used across the entire range. It's perfect for projects where easy maintenance is important.



ES770/3GPLWE + 3 x EM770WE

o Secure Plate Series (ES)

There are times when you need a little extra protection from theft and damage. Projects like schools, detention centres, and public areas - anywhere requiring precautions against vandalism.



- o **Vandal resistant**
Coverplate can only be removed with a screwdriver.

DEDICATED PLATE SERIES

Finished products come in either White (WE) or Urban Grey (UG) or Black (BL)



ED777USB2PSAWE



ED777UG



ED777BL

Additional coverplate finish options include



White (WE)



Liquid Gloss Ice (IC)



Matt Silver (MS)



Urban Grey (UG)



Liquid Gloss Diesel (DI)



BLACK (BL)

COMMON PLATE SERIES



EDCWPLWE



EC770/2WE



EC919WE



EC924WE



EC920GPLWE + 078452



EC920GPLWE + 572222



EC923TWE



EC510WE

The Common Plate Series is compatible with Legrand Arteor dual modules, which enables access to 200+ advanced functions including skirting lights with sensors and the miniature emergency light with a safety torch. For more information visit legrand.com.au

SECURE PLATE SERIES

Single and double powerpoints are available as finished products. 1-6 gang switch grid and plates are available for assembly with mechanisms.



ED777XWE

A secure coverplate can be fitted onto any Common Plate Series product.



ESCWPLWE

FAST & SAFE POWERPOINTS TO INSTALL

SINGLE POWERPOINT

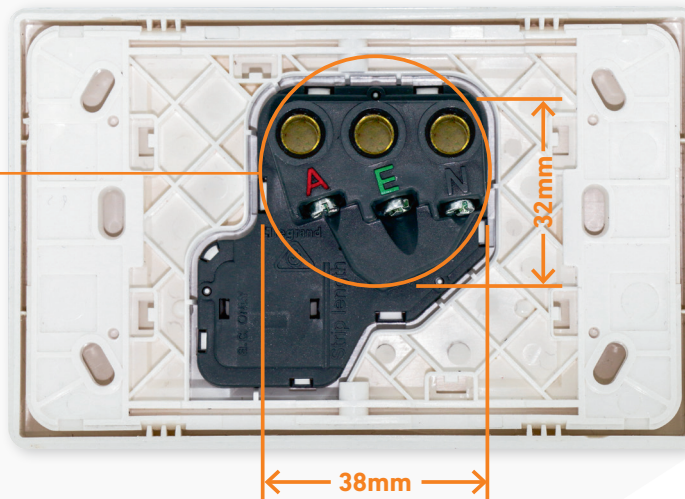


ED787WE

Inbuilt Child Safety Shutters

Ensures no accidental contact with live components

Easy Install in Cabinetry
Fits into 1 x Ø40mm hole



Small Footprint
Only 38mm wide

INNOVATIONS ACROSS THE SINGLE AND DOUBLE POWERPOINTS

Guided Cable Terminals

Funnel shaped to guide up to 4x2.5mm² cables into each terminal with ease.




Over-Sized Mounting Holes

Flexibility in vertical adjustment, leveling and alignment of multiple devices.



Raised Insulation Barriers

Extra protection against copper exposure and accidental short circuit.



NEW METICULOUSLY ENGINEERED POWERPOINTS

We've taken a fresh look at single and double powerpoints to make them some of the fastest and safest to install than anything else on the market. You will love the funnel shaped terminals and super hard, deep screw heads. They will withstand the force of any drill action. These are just some of the exciting changes, see more below.




ED777WE

DOUBLE POWERPOINT

Inbuilt Child Safety Shutters

Ensures no accidental contact with live components



Easy Install in Cabinetry
Fits into 2 x Ø40mm holes

Small Footprint
Only 66mm wide


Carburised Steel Screws

Super hard carburised steel and deeper screw heads enable excellent grip.



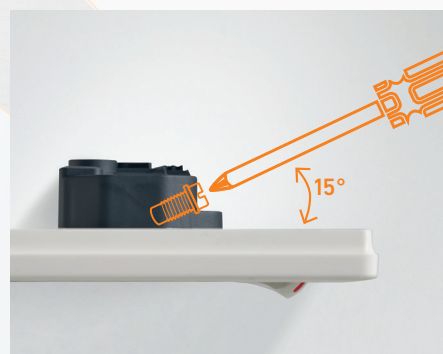
Captive Screws

Screws remain captured in the thread, you will never lose them.



Ergonomically Angled Screws

Comfortable for a fast fit-off. Prevents product damage when using drills.



POWERPOINTS

RCD POWERPOINT

A safety switch is integrated into the powerpoint to protect users against electric shock. Available in 10mA and 30mA tripping current.



ED777EL10WE

Power Supplied LED (RED)

Power Available LED (AMBER)

SURGE PROTECTED POWERPOINT



ED777XWE +
EM803SURGEWE



EM803SURGEWE

Add a surge protection module
To assist in protecting valuable devices (TV's, computers, amplifiers etc) from voltage spikes.

BUILT-IN SAFETY

For added value and extra peace of mind, all Excel Life powerpoints include internal safety shutters to prevent accidental contact with live components. We believe in quality, and want you to be confident you are providing your customers with the safest products.

Extra Child-Safe Option

The plug needs to be rotated during insertion giving additional safety to a child's room.



ED777ESWE

Autoswitch Options

For a sleeker look.



ED777AWE

Cable Retainer

To avoid accidental disconnections.



EC787XWE+ EM910RPWE

PLENTY OF VERTICAL OPTIONS



EDV777WE



ECV777NCAWE

Multi-outlet

Ideal for work stations and kitchen pantries.



ED7774WE


See the full range on page 28



EC777XWE + EMPAPS2WE

Customisable Options

With a wide selection of indicator modules.



Quick-Fit

Leads terminated with spade connectors for faster installation.

EMPAPS2WE

SUPER FAST USB CHARGING - 2 X 2.4A

○ SUPER CHARGE TWO DEVICES SIMULTANEOUSLY

Phones, fitness bands even two tablets can be charged at top speed dramatically reducing the charging time.



ED777USB2PSAWE + ED777XPLMS



Choose the best in class

The Excel Life dual USB charger is a Good Design Awards Finalist 2014 and voted product of the year 2015 by trade professionals.

FASTEST USB POWERPOINTS

In this modern world, speed counts. Our USB powerpoints super charge at 2 x 2.4A, the fastest on the market! They have been designed to charge devices at their maximum speed including the latest Apple products.*

GRAB IT AS A COMPLETE UNIT

From now on, this should be the standard powerpoint for kitchens, bedrooms, studies, waiting lounges, hotel rooms and conference centres.

Models and accessories available for plasterboard, firewall box and masonry applications.



ED777USB2PSAWE

MAKE A MEGA USB CHARGING STATION

Add to kitchen pantries, nooks and studies for a tidier charging solution.



ED770/3GPLWE +
3 x EMUSB2PSAWE

ADD TO LIGHT SWITCHES OR DATA SOCKETS

Try adding with a two-way switch for a convenient bedside solution.



ED770/2GPLWE +
EMUSB2PSAWE + EM770WE


Accessories now available to make fire wall box and masonry applications a breeze. See page 43.

*Apple iPhone 6 / 6 Plus, iPad Mini 3, iPad Air 2, iPad 4

READY-MADE SWITCHES

ILLUMINATED LED

Illuminated LED rings add a contemporary tech feel. They can be wired so they are always illuminated, or only when the switch is either in the ON or OFF position.



ED770/3WE + 3 x EM770LEDWE


To create rockers with the illuminated LED rings, add the EM770LEDWE mechanism to any standard 16A or 20A EM770 rocker switch.



ED770/3WE



EM770LEDWE



ED770/3WE + 3 x EM770LEDWE

EVERYDAY EXCELLENCE

Plated, and ready for you to install in a flash, you've got options for tight spaces, cooktops, splash zones, shutters, blinds and curtains, as well a fantastic programmable digital time delay switch for pool pumps, garden lighting and more.

Architrave Switches

Available in 1-3 gang.



EDA770/1WE

Standard Switches

(16AX fluoro rated) - available in 1-6 gang in both vertical and horizontal formats.



ED770/2WE

Weatherproof IP66 Switches

Available in 1-4 gang options in the vertical format and 1-2 gang in the horizontal format.



ED770/4IPWE



ED770/2HIPWE

No Touch Switch

Great for hygiene sensitive areas. Simply wave your hand in front to activate or deactivate a circuit.



EC914WE

Double Pole Switches

40A switches for dedicated circuits.



ED770/40DPWE

Shutter Push-button Switches

Blind or curtain controller available in 6A via relay, and 6AX direct control options.



EC919WE



EC920WE

Programmable Digital Time Delay Switches

Ideal for easy control of garden lighting, irrigation and pool pumps. Up to eight weekly programmes.



EC923TWE

Instant Heat Control Switches

Available in 3 and 4 gang options to suit two lamp and four lamp Instant Heat 3-in-1 Light, Heat and Exhaust Fan units.



ED770/4FLHHCWE

Antimicrobial Switches


Use these in clinics, surgeries, laboratories, commercial kitchens - any hygiene sensitive areas.



EC770/4CAWE

See many more switch options on page 26 & 39

SWITCH MECHANISMS



Program LEDs
red or blue.

Easy programming
to set minimum
and maximum
brightness levels.

ED770/4GPLWE + 4 x EM400A2PWE + ED770/4PLDI

SUPER SMOOTH DIMMING

Enjoy the new 2 & 3 wire, flicker-resistant all load dimmers. They're LED friendly and feature overload protection. They work brilliantly with slave switches for multi-way dimming in large rooms, stairwells and hallways. They look fantastic too.

Use with HPM DLI, Aza+ or Freesia LED downlights for the ultimate in smooth dimming.

THOUGHTFULLY DESIGNED

Choose from a wide range of compact switch mechanisms, from the slick 5A electronic push-buttons, to 32A rockers. There is something to suit all installations, budgets, and customers.

Electronic Push-button Dimmers

Available in 2 and 3 wire models in both White, Urban Grey and Black, 350VA all-load.




Rotary Dimmers

Available in 250VA, 400VA and 700VA trailing edge models in both White and Urban Grey. (400VA also available in Black)



Remote Dimmer

Available in 2000VA leading edge.



EM2000ERC

Electronic Push-button Switches

Available in White, Urban Grey and Black, 5A, 500VA.



Multifunction Rotary Switch

All-in-one 16AX switch with three wiring positions: 180°, 270° and 360°. Provided with six marking plate options. Use with fans, shutters and sensors.



EMRSWE

Digital Time-Delay Switch

Ideal for stairwells. Easy programming from one to ten minutes in increments of one minute. Available in 2 and 3 wire options in both White and Urban Grey.



EM802TDWE

EM803TDUG

Dual-mechanism Switch

Switch two points from one opening for easy retro-fitting jobs.



EM770DU0WE

Keylock Mechanisms

Available in removable OFF, removable ON, and removable ON/OFF models.



EM820KLIOWE

Laser Engraved Switch Mechanisms

Make switch identification easier for everyone. Choose from more than 40 lasered options.



EM770LIGHTWE

See many more switch options on page 32 & 36

VOICE, DATA, AUDIO & VIDEO

○ SOLUTIONS FOR THE MODERN, CONNECTED ERA

The world of entertainment and computing is becoming more and more demanding. Excel Life is designed to meet this demand with multiple voice, data, audio and video products to suit both homes and commercial applications such as offices, boardrooms, hotel function rooms, computing and audio shops.




ED770/4GPLUG + EMRJ45C6WE + EMRJ45C6BU + EMFFFOXUG + EMSPUG

○ Colour code for easier identification


TELEPHONE AND DATA JACKS

Choose from CAT 3, CAT 5E, CAT 6 jacks available in White, Yellow, Black, Blue, Green or Red. Excel Life jacks are compatible with Krone and 110 DC termination tools. Voice jacks include an additional slot for easier telephone looping.

See page 37.




EMRJ11C3WE




EMRJ11C3YE




EMRJ45C6BL



EMRJ45C6BU



EMRJ45C5EGR



EMRJ45C5ERD

KEYSTONE ADAPTERS

See page 37.

Suits Clipsal, Leviton, Siemens, Hubbel and Krone keystone jacks



EMKEYSTONEAWE

Suits Panduit keystone jacks



EMKEYSTONEBWE

Suits Systimax keystone jacks



EMKEYSTONECWE

Suits Tyco/AMP jacks



EMKEYSTONEDWE

Suits Molex keystone jacks



EMKEYSTONEEWE

TV & VIDEO SOCKETS

HDMI, VGA, 3.5 female audio, and loudspeaker sockets also available.

See page 38.



EMFFFOXWE



EMPFWE



EMSPWE



EC910J35WE



EC920VGAWWE

AUDIO SOCKETS

Range includes all the most popular audio sockets, including brilliant NEW Hi-fi audio sockets.

See page 38.



EMRCARDWE



EMRCAWEWE



EMRCAYELWE



EM800BPRDWE



EM800BPBLWE

SIGNAL LIGHTS

VISUAL CUES FOR SAFER ENVIRONMENTS

Good signalling can increase the efficiency of a work environment, minimise costly disruptions and most importantly, prevent accidents. These signal lights provide a professional, low-cost solution ideal for operating theatres, studios, test labs and other special access rooms. Customise and update the graphic panel with ease. Simply print the symbol required on transparency paper and slot into window. To make it even easier, a PDF of commonly used symbols is available. Visit excellife.com.au or call our customer service team on 1300 369 777. See page 39.



EC524WE



EC521WE



EC524WE



EC520WE

Bulkhead Lights


Perfect for corridor navigation. Available with White, Green, Red or Blue LEDs. See page 39.



EC571WE



EC572WE



EC570WE



EC573WE

SAFETY LIGHTS

ADVANCED SKIRTING LIGHT

The light is activated by a PIR movement sensor perfect for facilities with high safety requirements such as aged care centres. Included is an optional audio function. See page 39.



EC511WE



EC510WE



EC920GPLWE + 572222

SKIRTING LIGHT

Create a safer environment in stairwells and low level lighting environments, or highlight potential hazards with neat Excel Life skirting lights. See page 39.

MINIATURE EMERGENCY LIGHT

The miniature emergency lighting unit illuminates automatically during a power failure. It can also be detached from the wall to become a hand-held torch.

Light switches - Dedicated Plate Series

Light switches - Dedicated Plate Series IP66 and architrave



ED770/1WE ED770/2BL ED770/4WE ED770/2HWE



ED770/1IPUG ED770/2IPWE ED770/4FLHHWE ED770/2HIPWE EDA770/1WE

Pack	Cat No.	Vertical switches 230-240V a.c.
		Rocker mechanism SPDT 16A fluoro rated 16AX
10	ED770/1WE	○ White - 1 gang
10	ED770/1UG	● Urban Grey - 1 gang
10	ED770/1BL	● Black - 1 gang
10	ED770/2WE	○ White - 2 gang
10	ED770/2UG	● Urban Grey - 2 gang
10	ED770/2BL	● Black - 2 gang
10	ED770/3WE	○ White - 3 gang
10	ED770/3UG	● Urban Grey - 3 gang
10	ED770/3BL	● Black - 3 gang
10	ED770/4WE	○ White - 4 gang
10	ED770/4UG	● Urban Grey - 4 gang
10	ED770/4BL	● Black - 4 gang
10	ED770/5WE	○ White - 5 gang
10	ED770/5UG	● Urban Grey - 5 gang
10	ED770/5BL	● Black - 5 gang
10	ED770/6WE	○ White - 6 gang
10	ED770/6UG	● Urban Grey - 6 gang
10	ED770/6BL	● Black - 6 gang
		Rocker mechanism 40A
10	ED770/40WE	○ White - 1 gang
10	ED770/40UG	● Urban Grey - 1 gang
		Rocker mechanism double pole 40A
10	ED770/40DPWE	○ White - 1 gang
10	ED770/40DPUG	● Urban Grey - 1 gang
		Rocker mechanism double pole engraved 'COOKTOP' 40A
10	ED770/40DPCTPWE	○ White - 6 gang
10	ED770/40DPCTPUG	● Urban Grey - 6 gang
10	ED770/40DPCTPBL	● Black - 6 gang

For custom engraving please contact customer service.

Pack	Cat No.	Horizontal switches 230-240V a.c.
		Rocker mechanism SPDT 16A fluoro rated 16AX
10	ED770/1HWE	○ White - 1 gang
10	ED770/2HWE	○ White - 2 gang
10	ED770/3HWE	○ White - 3 gang
10	ED770/4HWE	○ White - 4 gang
10	ED770/5HWE	○ White - 5 gang
10	ED770/6HWE	○ White - 6 gang

Pack	Cat No.	Vertical switches IP66 230-240V a.c.
		Rocker mechanism SPDT 16A fluoro rated 16AX
10	ED770/1IPWE	○ White - 1 gang
10	ED770/1IPUG	● Urban Grey - 1 gang
10	ED770/2IPWE	○ White - 2 gang
10	ED770/2IPUG	● Urban Grey - 2 gang
10	ED770/3IPWE	○ White - 3 gang
10	ED770/4IPWE	○ White - 4 gang
		Horizontal switches IP66 230-240V a.c.
		Rocker mechanism SPDT 16A fluoro rated 16AX
5	ED770/1HIPWE	○ White - 1 gang
5	ED770/2HIPWE	○ White - 2 gang
		Vertical Instant Heat Controller switches 230-240V a.c.
		Engraved light, fan, heat switch 10A
10	ED770/3FLHWE	○ White - 3 gang
		Engraved light, fan, heat, 10A suits ducted device BH2DWE/MS
5	ED770/3FLHCWE	○ White - 3 gang
		Engraved light, fan, heat x2, 10A
10	ED770/4FLHHWE	○ White - 4 gang
		Engraved light, fan, heat x2, 10A suits ducted device BH4DWE/MS
5	ED770/4FLHHCWE	○ White - 4 gang
		Architrave switches 230-240V a.c.
		Rocker mechanism SPDT 16A fluoro rated 16AX
10	EDA770/1WE	○ White - 1 gang
10	EDA770/2WE	○ White - 2 gang
10	EDA770/3WE	○ White - 3 gang

Light switches - Common Plate Series

Light switches - Common Plate Series IP66



EC770/1WE












EC770/3WE







EC770/1HIPWE



EC770/2HIPWE

Pack	Cat No.	Common plate vertical switches 230-240V a.c.
		Rocker mechanism SPDT 16A fluoro rated 16AX
10	EC770/1WE	 ○ White - 1 gang
10	EC770/2WE	 ○ White - 2 gang
10	EC770/3WE	 ○ White - 3 gang
10	EC770/4WE	 ○ White - 4 gang
10	EC770/5WE	 ○ White - 5 gang
10	EC770/6WE	 ○ White - 6 gang
		Rocker mechanism 40A
10	EC770/40WE	 ○ White - 1 gang
		Rocker mechanism double pole 40A
10	EC770/40DPWE	 ○ White - 1 gang
		Rocker mechanism double pole engraved 'COOKTOP' 40A
10	EC770/40DPCTPWE	 ○ White - 1 gang

Pack	Cat No.	Common plate vertical switches IP66 230-240V a.c.
		Rocker mechanism SPDT 16A fluoro rated 16AX
5	EC770/1IPWE	 ○ White - 1 gang
5	EC770/2IPWE	 ○ White - 2 gang
		Common plate horizontal switches IP66 230-240V a.c.
		Rocker mechanism SPDT 16A fluoro rated 16AX
5	EC770/1HIPWE	 ○ White - 1 gang
5	EC770/2HIPWE	 ○ White - 2 gang

Powerpoints – Dedicated Plate Series



Pack	Cat No.	Horizontal powerpoints 230-240V a.c.
10	ED777WE	Internal safety shutters on all powerpoints Double powerpoint 10A ○ White ● Urban Grey ● Black
10	ED777UG	
10	ED777BL	
1	ED777USB2PSAWE	Double powerpoint with USB charger 2x2.4A ○ White ● Urban Grey
1	ED777USB2PSAUG	
10	ED777DPWE	Double powerpoint, double pole 10A ○ White ● Urban Grey
10	ED777DPUG	
10	ED777XWE	Double powerpoint with extra function hole 10A ○ White ● Urban Grey ● Black
10	ED777XUG	
10	ED777XBL	
10	ED777AWE	Double autoswitch powerpoint 10A ○ White ● Urban Grey ● Black
10	ED777AUG	
10	ED777ABL	
10	ED777RWE	Double round earth powerpoint 10A ○ White ● Urban Grey
10	ED777RUG	
10	ED777ESWE	Double extra safety powerpoint 10A ○ White ● Urban Grey
10	ED777ESUG	
10	ED777AESWE	Double extra safety autoswitch powerpoint 10A ○ White ● Urban Grey
10	ED777AESUG	
10	ED777/15WE	Double powerpoint 15A ○ White ● Urban Grey
10	ED777/15UG	
10	ED7774WE	4 gang powerpoint 10A ○ White ● Urban Grey ● Black
10	ED7774UG	
10	ED7774BL	

Pack	Cat No.	Horizontal USB charger powerpoints 230-240V a.c.
1	ED777USB2PSAWE	Internal safety shutters on all powerpoints Double powerpoint with USB charger ○ White ● Urban Grey
1	ED777USB2PSAUG	
10	ED777USBENGWE	Double powerpoint with USB charger engraved "USB chargers" ○ White ● Urban Grey ● Black
10	ED777USBENGUG	
10	ED777USBENGBL	
1	ED777USB2PSXWE	Double powerpoint with USB charger 2x2.4A and inline connector suit wall boxes 429R or 435 ○ White ● Urban Grey
1	ED777USB2PSXUG	
1	EAUSBEXT3WE	USB charger extension lead 3m To extend distance between USB socket and power supply. Can be used with EMUSB2PSXWE/UG or ED777USB2PSXWE/UG ○ White
10	ED777EL10WE	Horizontal RCD protected powerpoints 230-240V a.c. Internal safety shutters on all powerpoints Double powerpoint 10A, 10mA RCD ○ White ● Urban Grey
1	ED777EL10UG	
1	ED777EL30WE	Double powerpoint 10A, 30mA RCD ○ White ● Urban Grey
1	ED777EL30UG	
10	EDV777WE	Vertical double powerpoints 230-240V a.c. Internal safety shutters on all powerpoints Vertical double powerpoint 10A ○ White ● Urban Grey ● Black
10	EDV777UG	
10	EDV777BL	
10	EDV777XWE	Vertical double powerpoint with extra function hole 10A ○ White ● Urban Grey ● Black
10	EDV777XUG	
10	EDV777XBL	
10	EDV777AWE	Vertical double autoswitch powerpoint 10A ○ White ● Urban Grey
10	EDV777AUG	

Powerpoints – Dedicated Plate Series



ED787XWE



ED787/2XWE



ED787/15BL



EDV787XWE



EDV787/2XUG



EDV787ARWE



EDV787/15WE

Pack	Cat No.	Horizontal single powerpoints 230-240V a.c.
10	ED787WE	Single powerpoint 10A <ul style="list-style-type: none"> ○ White ● Urban Grey ● Black
10	ED787UG	
10	ED787BL	
10	ED787XWE	Single powerpoint with extra function hole 10A <ul style="list-style-type: none"> ○ White ● Urban Grey
10	ED787XUG	
10	ED787/2XWE	Single powerpoint with 2 extra function holes 10A <ul style="list-style-type: none"> ○ White ● Urban Grey
10	ED787/2XUG	
10	ED787RWE	Single round earth powerpoint 10A <ul style="list-style-type: none"> ○ White ● Urban Grey
10	ED787RUG	
10	ED787AWE	Single autoswitch powerpoint 10A <ul style="list-style-type: none"> ○ White ● Urban Grey
10	ED787AUG	
10	ED787/ARWE	Single round earth autoswitch powerpoint 10A <ul style="list-style-type: none"> ○ White ● Urban Grey
10	ED787/ARUG	
10	ED787DPWE	Single double pole powerpoint 10A <ul style="list-style-type: none"> ○ White ● Urban Grey
10	ED787DPUG	
10	ED787/15WE	Single powerpoint 15A <ul style="list-style-type: none"> ○ White ● Urban Grey ● Black
10	ED787/15UG	
10	ED787/15BL	
10	ED787A/15WE	Single autoswitch powerpoint 15A <ul style="list-style-type: none"> ○ White ● Urban Grey
10	ED787A/15UG	
10	ED787/20WE	Single powerpoint 20A <ul style="list-style-type: none"> ○ White ● Urban Grey
10	ED787/20UG	
10	ED787/25WE	Single powerpoint 25A <ul style="list-style-type: none"> ○ White ● Urban Grey
10	ED787/25UG	
10	ED787/32WE	Single powerpoint 32A <ul style="list-style-type: none"> ○ White ● Urban Grey
10	ED787/32UG	
10	ED787U/32WE	Single powerpoint 32A unswitched <ul style="list-style-type: none"> ○ White ● Urban Grey ● Black
10	ED787U/32UG	
10	ED787U/32BL	

Pack	Cat No.	Vertical single powerpoints 230-240V a.c.
10	EDV787WE	Vertical single powerpoint 10A <ul style="list-style-type: none"> ○ White ● Urban Grey ● Black
10	EDV787UG	
10	EDV787BL	
10	EDV787XWE	Vertical single powerpoint with extra function hole 10A <ul style="list-style-type: none"> ○ White ● Urban Grey
10	EDV787XUG	
10	EDV787/2XWE	Vertical single powerpoint with 2 extra function holes 10A <ul style="list-style-type: none"> ○ White ● Urban Grey
10	EDV787/2XUG	
10	EDV787RWE	Vertical single round earth powerpoint 10A <ul style="list-style-type: none"> ○ White ● Urban Grey
10	EDV787RUG	
10	EDV787ARWE	Vertical single autoswitch round earth powerpoint 10A <ul style="list-style-type: none"> ○ White ● Urban Grey
10	EDV787ARUG	
10	EDV787/15WE	Vertical single powerpoint 15A <ul style="list-style-type: none"> ○ White ● Urban Grey
10	EDV787/15UG	
10	EDV787A/15WE	Vertical single autoswitch powerpoint 15A <ul style="list-style-type: none"> ○ White ● Urban Grey
10	EDV787A/15UG	

Powerpoints – Common Plate Series



EC777WE



EC777/15WE











EC777/15XWE






ECV777WE



ECV777AWE

Pack	Cat No.	Common plate horizontal double powerpoints 230-240V a.c.
10	EC777WE	Internal safety shutters in all powerpoints Double powerpoint 10A  ○ White
10	EC777XWE	Double powerpoint with extra function hole 10A  ○ White
10	EC777AWE	Double autoswitch powerpoint 10A  ○ White
10	EC777DPWE	Double powerpoint double pole 10A  ○ White
10	EC777RWE	Double round-earth powerpoint 10A  ○ White
10	EC777/15WE	Double powerpoint 15A  ○ White
10	EC777/15DPWE	Double powerpoint double pole 15A  ○ White
10	EC777/15XWE	Double powerpoint with extra function hole 15A  ○ White

Pack	Cat No.	Common plate vertical double powerpoints 230-240V a.c.
10	ECV777WE	Internal safety shutters in all powerpoints Vertical double powerpoint 10A  ○ White
10	ECV777XWE	Vertical double powerpoint with extra function hole 10A  ○ White
10	ECV777AWE	Vertical double autoswitch powerpoint 10A  ○ White

Powerpoints – Common Plate Series



EC787WE



EC787/2XWE



ES777WE



ECV787WE



ECV787/2XWE

Pack	Cat No.	Common plate horizontal single powerpoints 230-240V a.c.
10	EC787WE	Internal safety shutters in all powerpoints Single powerpoint 10A ○ White
10	EC787XWE	Single powerpoint with extra function hole 10A ○ White
10	EC787/2XWE	Single powerpoint with 2 extra function holes 10A ○ White
10	EC787AWE	Single autoswitch powerpoint 10A ○ White
10	EC787ARWE	Single autoswitch round-earth powerpoint 10A ○ White
10	EC787DPWE	Single double pole powerpoint 10A ○ White
10	EC787RWE	Single round-earth powerpoint 10A ○ White
10	EC787/15WE	Single powerpoint 15A ○ White
10	EC787/15XWE	Single powerpoint with extra function hole 15A ○ White
10	EC787A/15WE	Single autoswitch powerpoint 15A ○ White
10	EC787/15DPWE	Single double pole powerpoint 15A ○ White
10	EC787/20WE	Single powerpoint 20A ○ White

Pack	Cat No.	Common plate horizontal single powerpoints 230-240V a.c.
10	EC787/25WE	Internal safety shutters in all powerpoints Single powerpoint 25A ○ White
10	EC787U/32WE	Single powerpoint 32A unswitched ○ White
10	ES777WE	Secure plate horizontal powerpoints 230-240V a.c. Internal safety shutters in all powerpoints Double powerpoint 10A ○ White
10	ES787WE	Single powerpoint 10A ○ White
10	ECV787WE	Common plate vertical single powerpoints 230-240V a.c. Internal safety shutters in all powerpoints Vertical single powerpoint 10A ○ White
10	ECV787XWE	Vertical single powerpoint with extra function hole 10A ○ White
10	ECV787/2XWE	Vertical single powerpoint with 2 extra function hole 10A ○ White
10	ECV787RWE	Vertical single round-earth powerpoint 10A ○ White
10	ECV787ARWE	Vertical single autoswitch round-earth powerpoint 10A ○ White
10	ECV787/15WE	Vertical single powerpoint 15A ○ White
10	ECV787A/15WE	Vertical single autoswitch powerpoint 15A ○ White

Mechanical mechanisms



EM770WE



EM770DUOWE



EM770IMLEDWE



EM770IMWE



EM770/20BL



EM770/32RDWE

Pack	Cat No.	
		Rocker switch mechanisms 230-240V a.c., 16A
10	EM770WE	Single pole double throw fluoro rated
10	EM770UG	○ White
10	EM770BL	● Urban Grey
		● Black
10	EM770XWE	Single pole double throw spring return
10	EM770XUG	○ White
10	EM770XBL	● Urban Grey
		● Black
10	EM770DPWE	Double pole single throw fluoro rated
10	EM770DPUG	○ White
10	EM770DPBL	● Urban Grey
		● Black
10	EM770DPRDWE	Double pole single throw with Red indicator fluoro rated 10AX
10	EM770DPRDUG	○ White
		● Urban Grey
10	EM770DUOWE	2 x single pole single throw fluoro rated 10AX
10	EM770DUOUG	○ White
		● Urban Grey
10	EM770IMWE	Intermediate switch
10	EM770IMUG	○ White
10	EM770IMBL	● Urban Grey
		● Black
10	EM770IMLEDWE	Intermediate switch with illuminated Blue LED ring
		○ White - 1 gang
10	EM770RDWE	Single pole double throw with Red indicator fluoro rated 16AX
10	EM770RDUG	○ White
		● Urban Grey
		Rocker switch mechanisms 230-240V a.c., 20A
10	EM770/20WE	Single pole double throw fluoro rated
10	EM770/20UG	○ White
10	EM770/20BL	● Urban Grey
		● Black
10	EM770/20RDWE	Single pole double throw with Red indicator fluoro rated 20AX
10	EM770/20RDUG	○ White
		● Urban Grey
10	EM770/20DPWE	Double pole single throw fluoro rated
10	EM770/20DPUG	○ White
		● Urban Grey

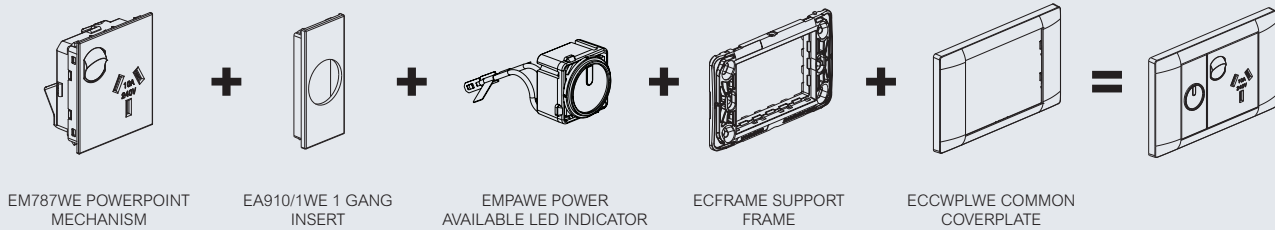
Pack	Cat No.	
		Rocker switch mechanisms 230-240V a.c., 25A
10	EM770/25WE	Single pole single throw fluoro rated
10	EM770/25UG	○ White
		● Urban Grey
		Rocker switch mechanisms 230-240V a.c., 32A
10	EM770/32WE	Single pole single throw fluoro rated
10	EM770/32UG	○ White
10	EM770/32BL	● Urban Grey
		● Black
10	EM770/32RDWE	Single pole single throw with Red indicator fluoro rated 20AX
10	EM770/32RDUG	○ White
		● Urban Grey

Modular solutions

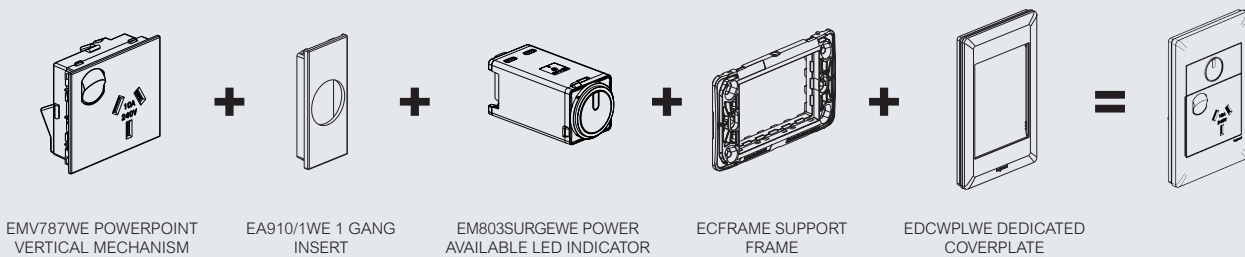
Excel Life modular design offers endless possibilities to create custom plates solutions

Examples:

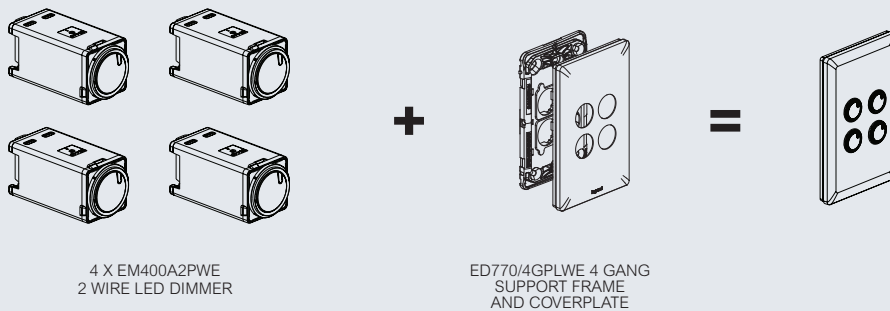
Horizontal Single Powerpoint with Power Available LED indicator and Common coverplate



Vertical Single Powerpoint with Surge Protection module and Dedicated coverplate










Vertical four push-button dimmers and Dedicated coverplate

















Mechanical mechanisms



Pack	Cat No.	Rotary switch mechanisms 230-240V a.c., 16A
10 10	EMRSWE EMRSUG	All-in-one solution comes with 6 marking plate options and 180°, 270°  <ul style="list-style-type: none"> ○ White ● Urban Grey
10 10	EM820KLIWE EM820KLIUG	Keylock switch mechanisms 230-240V a.c., 20A Key removable in 'ON' only position fluoro rated 20AX  <ul style="list-style-type: none"> ○ White ● Urban Grey
10 10	EM820KLOWE EM820KLOUG	Key removable in 'OFF' only position fluoro rated 20AX  <ul style="list-style-type: none"> ○ White ● Urban Grey
10 10	EM820KLIOWE EM820KLIUG	Key removable in 'OFF' or 'ON' position fluoro rated 20AX  <ul style="list-style-type: none"> ○ White ● Urban Grey
10	EM820BL1WE	BiLock™ switch mechanisms* 230-240V a.c., 20A Suitable for high security applications. Can be installed on 1 gang plate or single powerpoint with 2 extra function holes and blanking insert. Key removable in 'ON' only position fluoro rated 20AX  <ul style="list-style-type: none"> ○ White
10	EM820BL0WE	Key removable in 'OFF' only position fluoro rated 20AX  <ul style="list-style-type: none"> ○ White
10	EM820BL10WE	Key removable in 'OFF' or 'ON' position fluoro rated 20AX  <ul style="list-style-type: none"> ○ White

*Key not supplied and must be sourced from approved BiLock™ locksmiths

1	EM770/20KT	Mechanical keytag switches 230-240V a.c., 20A Single pole single throw  <ul style="list-style-type: none"> ○ White
10	EM20A/4KTWE	Mechanical keycard assembly 4x single pole single throw  <ul style="list-style-type: none"> ○ White

Pack	Cat No.	Powerpoint horizontal mechanisms 230-240V a.c.
10 10	EM787AWE EM787AUG	Internal safety shutters in all powerpoints Used in conjunction with ECFRAME, Inserts and EDCWPLWE or ECCWPLWE coverplates  <ul style="list-style-type: none"> ○ White ● Urban Grey
10	EM787WE	 <ul style="list-style-type: none"> ○ White
10	EM787ARWE	Single round earth autoswitch powerpoint mechanism 10A  <ul style="list-style-type: none"> ○ White
10	EM787A/15WE	 <ul style="list-style-type: none"> ○ White
10	EM787U/20WE	 <ul style="list-style-type: none"> ○ White
10	EM787U/25WE	 <ul style="list-style-type: none"> ○ White
10	EMV787WE	Powerpoint vertical mechanisms 230-240V a.c. Internal safety shutters in all powerpoints Used in conjunction with ECFRAME, Inserts and EDCWPLWE or ECCWPLWE coverplates Vertical single powerpoint mechanism 10A  <ul style="list-style-type: none"> ○ White
10	EMV787AWE	Vertical single autoswitch powerpoint mechanism 10A  <ul style="list-style-type: none"> ○ White
10	EMV787A/15WE	Vertical single autoswitch powerpoint mechanism 15A  <ul style="list-style-type: none"> ○ White
10 10 10	EA910/0WE EA910/0UG EA910/0BL	Common Frame Inserts One module inserts for custom made applications. Insert dimension 25 x 57mm Blank insert - 1 Module  <ul style="list-style-type: none"> ○ White ● Urban Grey ● Black
10 10 10	EA910/1WE EA910/1UG EA910/1BL	1 gang insert - 1 Module  <ul style="list-style-type: none"> ○ White ● Urban Grey ● Black
10 10 10	EA910/2WE EA910/2UG EA910/2BL	2 gang insert - 1 Module  <ul style="list-style-type: none"> ○ White ● Urban Grey ● Black

Mechanical mechanisms engraved



EM770BYPASSWE



EM770DAYNIGHTWE



EM770KITCHENWE



EM770/20HWSWE



EM770/32OVENWE

MARKED AS	Amp Rating	Mechanism Type	Pack	Cat No.	
				White	Urban Grey
AIR CON	16AX	SPDT	10	EM770AIRCONWE	EM770AIRCONUG
AIR CON	20A	SPDT	10	EM770/20ACWE	EM770/20ACUG
AUTO/MAN	16AX	SPDT	10	EM770AUTOMANWE	EM770AUTOMANUG
BED1	16AX	SPDT	10	EM770BED1WE	EM770BED1UG
BED2	16AX	SPDT	10	EM770BED2WE	EM770BED2UG
BED3	16AX	SPDT	10	EM770BED3WE	EM770BED3UG
BED4	16AX	SPDT	10	EM770BED4WE	EM770BED4UG
BYPASS	16AX	SPDT	10	EM770BYPASSWE	EM770BYPASSUG
D/WASH	16AX	SPDT	10	EM770DWASHWE	EM770DWASHUG
DAY/NIGHT	16AX	SPDT	10	EM770DAYNIGHTWE	EM770DAYNIGHTUG
DINING	16AX	SPDT	10	EM770DININGWE	EM770DININGUG
DOOR	16A	SPDT	10	EM770XDOORWE	EM770XDOORUG
EXHAUST	16AX	SPDT	10	EM770EXHWE	EM770EXHUG
FAN	16AX	SPDT	10	EM770FANWE	EM770FANUG
FIRE	16AX	SPDT	10	EM770FIREWE	EM770FIREUG
FRIDGE	16AX	SPDT	10	EM770FRIDGEWE	EM770FRIDGEUG
GAMES	16AX	SPDT	10	EM770GAMESWE	EM770GAMESUG
GARDEN	16AX	SPDT	10	EM770GARDENWE	EM770GARDENUG
HEAT	16A	2XSPST	10	EM770DUOHTWE	EM770DUOHTUG
HEAT	16AX	SPDT	10	EM770HEATWE	EM770HEATUG
HOB	16AX	SPDT	10	EM770HOBWE	EM770HOBUG
HOB	32A	SPST	10	EM770/32HOBWE	EM770/32HOBUG
HOOD	16AX	SPDT	10	EM770HOODWE	EM770HOODUG
HOT PLATE	32A	SPST	10	EM770/32HOTPWE	EM770/32HOTPUG
HWS	20A	SPDT	10	EM770/20HWSWE	EM770/20HWSUG
KITCHEN	16AX	SPDT	10	EM770KITCHENWE	EM770KITCHENUG
LIGHT	16AX	SPDT	10	EM770LIGHTWE	EM770LIGHTUG
LIVING	16AX	SPDT	10	EM770LIVINGWE	EM770LIVINGUG
LOUNGE	16AX	SPDT	10	EM770LOUNGEWE	EM770LOUNGEUG
MICRO	16AX	SPDT	10	EM770MICROWAVEWE	EM770MICROWAVEUG
MIRROR	16AX	SPDT	10	EM770MIRRORWE	EM770MIRRORUG
OFFICE	16AX	SPDT	10	EM770OFFICEWE	EM770OFFICEUG
OUTSIDE	16AX	SPDT	10	EM770OUTSIDEWE	EM770OUTSIDEUG
OVEN	32A	SPST	10	EM770/32OVENWE	EM770/32OVENUG
PRESS	16A	SPDT	10	EM770XPRESSWE	EM770XPRESSUG
RANGE	32A	SPST	10	EM770/32RANGEWE	EM770/32RANGEUG
RESET	16A	SPDT	10	EM770XRESETWE	EM770XRESETUG
RUMPUS	16AX	SPDT	10	EM770RUMPUSWE	EM770RUMPUSUG
SENSOR	16AX	SPDT	10	EM770SENSORWE	EM770SENSORUG
TV	16AX	SPDT	10	EM770TVWE	EM770TVUG
WASTE	16AX	SPDT	10	EM770WASTEWE	EM770WASTEUG
ZONE 1	16AX	SPDT	10	EM770ZONE1WE	EM770ZONE1UG
ZONE 2	16AX	SPDT	10	EM770ZONE2WE	EM770ZONE2UG
ZONE 3	16AX	SPDT	10	EM770ZONE3WE	EM770ZONE3UG
ZONE 4	16AX	SPDT	10	EM770ZONE4WE	EM770ZONE4UG

Legend

SPDT = single pole, double throw
 DPXT = double pole cross-over
 AX = fluorescent rated switch

DPST = double pole, single throw
 NC = normally closed

For custom engraving please contact customer service using EM770PRINTWE or EM770PRINTUG

Electronic mechanisms



EM883WE



EM800SLAVEWE



EM400A2PBL



EM803SURGEWE



EM770LEDWE



EM803LEDWE



EMPAPS1WE

Pack	Cat No.	Electronic push-button switch mechanisms 230-240V a.c.
		Pilot LED can be programmed to be Blue or Red See p46 for wiring diagrams
		Electronic push-button 5A fluoro rated 500VA
10	EM883WE	○ White
10	EM883UG	● Urban Grey
10	EM883BL	● Black
		Secondary control push-button
10	EM800SLAVEWE	○ White
10	EM800SLAVEUG	● Urban Grey
10	EM800SLAVEBL	● Black

Pack	Cat No.	Push-button dimmer mechanisms 230-240V a.c.
		Pilot LED can be programmed to be Blue or Red. See p47 for wiring diagrams
		Electronic push-button 350VA all-load
10	EM400A2PWE	○ White
10	EM400A2PUG	● Urban Grey
10	EM400A2PBL	● Black
		Electronic push-button 400VA all-load (neutral required)
10	EM400A3PWE	○ White
10	EM400A3PUG	● Urban Grey
10	EM400A3PBL	● Black


Pack	Cat No.	Rotary dimmer mechanisms 230-240V a.c.
		New easy grip lower profile knob. Automatically dims if dimmer is overloaded or insufficiently derated
		250VA Trailing edge
10	EM250TRWE	○ White
10	EM250TRUG	● Urban Grey
		400VA Trailing edge
10	EM400TRWE	○ White
10	EM400TRUG	● Urban Grey
10	EM400TRBL	● Black
		700VA Trailing edge
10	EM700TRWE	○ White
10	EM700TRUG	● Urban Grey
		2000VA leading-edge remote dimmer
10	EM2000ERC	○ White
		Spare dimmer knobs (pkt of 5)
5	EADIMKNOBWE	○ White
5	EADIMKNOBUG	● Urban Grey
5	EADIMKNOBBL	● Black

Pack	Cat No.	Fan controller mechanisms 230-240V a.c.
		3 speed, 100VA mechanism
10	EM3FCWE	○ White
10	EM3FCUG	● Urban Grey
10	EM3FCBL	● Black
		Spare fan controller knobs (pkt of 5)
5	EAFANKNOBWE	○ White
5	EAFANKNOBUG	● Urban Grey
5	EAFANKNOBBL	● Black

Pack	Cat No.	Programmable time delay switch mechanisms 230-240V a.c.
		2 wire all load 400VA
		Can be programmed from 1-10 minutes in steps of 1 minute
10	EM802TDWE	○ White
10	EM802TDUG	● Urban Grey
		3 wire all load 500VA
		Can be programmed from 1-60 minutes in steps of 5 minutes
10	EM803TDWE	○ White
10	EM803TDUG	● Urban Grey

Pack	Cat No.	Surge protection switch mechanism 230-240V a.c., 500J
10	EM803SURGEWE	○ White
10	EM803SURGEUG	● Urban Grey
		Illumination switch mechanisms 230-240V a.c.
		See p50 for wiring diagram
		EM770 illumination blue LED kit
10	EM770LEDWE	○ White
10	EM770LEDUG	● Urban Grey
10	EM770LEDBL	● Black
		White LED and coloured lenses kit
10	EM803LEDWE	○ White
10	EM803LEDUG	● Urban Grey
		Power available and 1 gang power supplied indicator kit
10	EMPAPS1WE	○ White
10	EMPAPS1UG	● Urban Grey
		Power available and 2 gang power supplied indicator kit
10	EMPAPS2WE	○ White
10	EMPAPS2UG	● Urban Grey
		Power available indicator kit (Amber)
10	EMPAWE	○ White
10	EMPAUG	● Urban Grey
		Power supplied to 1 outlet indicator kit
10	EMPS1WE	○ White
10	EMPS1UG	● Urban Grey
		Power supplied to 2 outlets indicator kit
10	EMPS2WE	○ White
10	EMPS2UG	● Urban Grey

RJ11 CAT 3 voice sockets, RJ45 CAT 5E sockets



EMRJ11C3WE EMRJ11C3BL EMRJ45C5EBU EMRJ45C5EGR EMRJ45C6RD EMRJ45C6YE EMKEYSTONEAWE EMKEYSTONEBWE

RJ45 CAT 6 data sockets, Keystone adapters

Pack	Cat No.	RJ11 voice sockets, CAT 3
10	EMRJ11C3WE	Additional slot available for looping. Compatible with both Krone and IDC termination tools ○ White
10	EMRJ11C3BL	● Black
10	EMRJ11C3BU	● Blue
10	EMRJ11C3GR	● Green
10	EMRJ11C3RD	● Red
10	EMRJ11C3YE	● Yellow

Pack	Cat No.	RJ45 data sockets CAT 5E
10	EMRJ45C5EWE	Compatible with both Krone and IDC termination tools ○ White
10	EMRJ45C5EBL	● Black
10	EMRJ45C5EBU	● Blue
10	EMRJ45C5EGR	● Green
10	EMRJ45C5ERD	● Red
10	EMRJ45C5EYE	● Yellow

Pack	Cat No.	RJ45 data sockets CAT 6
10	EMRJ45C6WE	Compatible with both Krone and IDC termination tools ○ White
10	EMRJ45C6BL	● Black
10	EMRJ45C6BU	● Blue
10	EMRJ45C6GR	● Green
10	EMRJ45C6RD	● Red
10	EMRJ45C6YE	● Yellow

Pack	Cat No.	Keystone adapters
Suits Clipsal, Leviton, Hubbel, Siemens and Krone keystone jacks		
10	EMKEYSTONEAWE	○ White
10	EMKEYSTONEAUG	● Urban Grey
10	EMKEYSTONEABL	● Black
Suits Panduit keystone jacks		
10	EMKEYSTONEBWE	○ White
10	EMKEYSTONEBUG	● Urban Grey
Suits Systimax keystone jacks		
10	EMKEYSTONECWE	○ White
10	EMKEYSTONECUG	● Urban Grey
Suits Tyco/AMP keystone jacks		
10	EMKEYSTONEDWE	○ White
10	EMKEYSTONEDUG	● Urban Grey
Suits Molex keystone jacks		
10	EMKEYSTONEEWE	○ White
10	EMKEYSTONEEUG	● Urban Grey

Audio and video sockets and devices



EMFFFOXWE



EMSPWE



EMRCARDWE

Pack	Cat No.	Audio and video mechanisms
		Video sockets F to F TV outlet 75 ohm 3.0GHz (Foxtel approved) F30583
10	EMFFFOXWE	○ White
10	EMFFFOXUG	● Urban Grey
10	EMFFFOXBL	● Black
		Video sockets PAL to F TV outlet – White
10	EMPFWE	○ White
10	EMPFUG	● Urban Grey
10	EMPFBL	● Black
		PAL to saddle TV outlet – White
10	EMSPWE	○ White
10	EMSPUG	● Urban Grey
10	EMSPBL	● Black
		RCA sockets RCA to RCA outlet – Red
10	EMRCARDWE	○ White
10	EMRCARDUG	● Urban Grey
		RCA sockets RCA to RCA outlet – White
10	EMRCAWEWE	○ White
10	EMRCAWEUG	● Urban Grey
		RCA sockets RCA to RCA outlet – Yellow
10	EMRCAYELWE	○ White
10	EMRCAYELUG	● Urban Grey
		Audio “Banana” outlet Ø 4mm – Black Marking
10	EM800BPBLWE	○ White
10	EM800BPBLUG	● Urban Grey
		Audio “Banana” outlet Ø 4mm – Red Marking
10	EM800BPRDWE	○ White
10	EM800BPRDUG	● Urban Grey
		HDMI and USB extensions Suitable for all custom AV applications. Used in conjunction with Common Frame (ECFRAME), or EC910GPLWE. Also can be used with Panel Mount Adaptors. Insert dimension 25 x 57mm
		USB insert with extension lead 150mm
12	EM910USBWE	○ White
12	EM910USBBL	● Black
		HDMI insert with extension lead 150mm
12	EM910HDMIWE	○ White
12	EM910HDMIBL	● Black

USB chargers



EMUSB2PSAWE



EMUSB2PSXUG

Pack	Cat No.	Audio and video devices
		USB type A female outlet
10	ECUSBWE	○ White
		3.5mm female audio outlet
6	EC910J35WE	○ White
		HDMI outlet rear pluggable
4	EC920HDMIWE	○ White
		Loudspeaker outlet IP41, 6mm terminal
8	EC920LJWE	○ White
		S-Video outlet mini din
10	EC920MSVIDWE	○ White
		VGA outlet female connection
10	EC920VGAWWE	○ White
		USB charger mechanisms 230-240V a.c.
		Dual USB Charger Mechanism 2x2.4A
12	EMUSB2PSAWE	○ White
12	EMUSB2PSAUG	● Urban Grey
12	EMUSB2PSABL	● Black
		Dual USB Charger Mechanism 2x2.4A with Inline connector Suit wall boxes 429R or 435
12	EMUSB2PSXWE	○ White
12	EMUSB2PSXUG	● Urban Grey
12	EMUSB2PSXBL	● Black
		USB charger extension lead 3m Can be used with EMUSB2PSXWE/UG/BL or ED777USB2PSXWE/JG to extend distance between USB socket and power supply
1	EAUSBEXT3WE	○ White

Electronic devices



Pack	Cat No.	Description	Pack	Cat No.	Description
10 10	ED3FCWE ED3FCUG	Dedicated Plate Series fan controller 230-240V a.c. 3 speed, 100VA plate ○ White ● Urban Grey	6	EC914WE	Common Plate Series no touch switch 230-240V a.c., 4A ○ White
6	EC914WE		2	EC798WE	Common Plate Series shaver outlet 230-240V a.c., 22VA ○ White
4	EC915WE	Hospitality 230-240V a.c. Common Plate Series emergency stop push-button 1/4 turn 3AX ○ White	2	ED798BL	Dedicated Plate Series shaver outlet 230-240V a.c., 22VA ● Black
10	EC917WE	Common Plate Series buzzer 240V a.c., sound level 80dB at 1m ○ White	2	ED798BL	
6	EC918WE	Common Plate Series electronic bell 12-48V, sound level 80dB at 1m ○ White	8	EC919WE	Common Plate Series shutter, blind, curtain control 230-240V a.c. Push-button switch (via relay) 6A fast connection terminals ○ White
10	EAKEYFOB	Key fob supplied with label holder for individual hotel identification ○ White	8	EC920WE	Push-button switch (direct control) 6AX (fluoro rated) fast connection terminals ○ White
10	ECKFSWE	Common Plate Series electronic key fob switch with 30 second time delay ○ White	6	EC510WE	Common Plate Series skirting lights 230-240V a.c. Permanent skirting light adjustable intensity 0.2 or 1W ○ White
10	EDKFSWE	Dedicated Plate Series electronic key fob switch with 30 second time delay ○ White	4	EC511WE	○ White
10	EC20A/4KTWE	Common Plate Series mechanical keycard 85mmx54mm switch white 4 x ○ White	6	EC520WE	○ White White colour LED
10 10 10	ED20A/4KTWE ED20A/4KTUG ED20A/4KTBL	Dedicated Plate Series mechanical keycard 85mmx54mm switch white 4 x ○ White ● Urban Grey ● Black	6	EC521WE	○ White Blue colour LED
6	EC924WE	Common Plate Series hotel corridor call indicator 6A ○ White	6	EC524WE	○ White Green colour LED
8	EC925WE	Common Plate Series hotel guest room call control 10A ○ White	4	EC570WE	○ White Red colour LED
			4	EC571WE	○ White White colour LED
			4	EC572WE	○ White Green colour LED
			4	EC573WE	○ White Blue colour LED

Grids and coverplates



Pack	Cat No.	Dedicated Plate Series grids and coverplates only	
10	ED770/0GPLWE		○ White - Blank
10	ED770/0GPLUG		● Urban Grey - Blank
10	ED770/0GPLBL		● Black - Blank
10	ED770/1GPLWE		○ White - 1 gang
10	ED770/1GPLUG		● Urban Grey - 1 gang
10	ED770/1GPLBL		● Black - 1 gang
10	ED770/2GPLWE		○ White - 2 gang
10	ED770/2GPLUG		● Urban Grey - 2 gang
10	ED770/2GPLBL		● Black - 2 gang
10	ED770/3GPLWE		○ White - 3 gang
10	ED770/3GPLUG		● Urban Grey - 3 gang
10	ED770/3GPLBL		● Black - 3 gang
10	ED770/4GPLWE		○ White - 4 gang
10	ED770/4GPLUG		● Urban Grey - 4 gang
10	ED770/4GPLBL		● Black - 4 gang
10	ED770/5GPLWE		○ White - 5 gang
10	ED770/5GPLUG		● Urban Grey - 5 gang
10	ED770/5GPLBL		● Black - 5 gang
10	ED770/6GPLWE		○ White - 6 gang
10	ED770/6GPLUG		● Urban Grey - 6 gang
10	ED770/6GPLBL		● Black - 6 gang

Pack	Cat No.	Architrave Dedicated Plate Series grids and coverplates only	
10	EDA770/1GPLWE		○ White - 1 gang
10	EDA770/1GPLUG		● Urban Grey - 1 gang
10	EDA770/1GPLBL		● Black - 1 gang
10	EDA770/2GPLWE		○ White - 2 gang
10	EDA770/2GPLUG		● Urban Grey - 2 gang
10	EDA770/2GPLBL		● Black - 2 gang
10	EDA770/3GPLWE		○ White - 3 gang
10	EDA770/3GPLUG		● Urban Grey - 3 gang
10	EDA770/3GPLBL		● Black - 3 gang
10	EDA770/4GPLWE		○ White - 4 gang
10	EDA770/4GPLUG		● Urban Grey - 4 gang
10	EDA770/4GPLBL		● Black - 4 gang

Pack	Cat No.	Common Plate Series module grids and coverplates only	
10	EC910GPLWE		○ White Suits 1 module insert 25x57mm
10	EC920GPLWE		○ White Suits 2 module insert 45x45mm

Pack	Cat No.	Dedicated Plate Series module grid and coverplate only	
10	ED920GPLWE		○ White
10	ED920GPLBL		● Black

Pack	Cat No.	Common Plate Series grids and coverplates only	
10	EC770/0GPLWE		○ White - Blank
10	EC770/1GPLWE		○ White - 1 gang
10	EC770/2GPLWE		○ White - 2 gang
10	EC770/3GPLWE		○ White - 3 gang
10	EC770/4GPLWE		○ White - 4 gang
10	EC770/5GPLWE		○ White - 5 gang
10	EC770/6GPLWE		○ White - 6 gang

Pack	Cat No.	Common Plate Series deep mounting block and coverplate only	
10	ECCWGPLWE		○ White

Pack	Cat No.	Secure series grids and coverplates only	
10	ES770/0GPLWE		○ White - Blank
10	ES770/1GPLWE		○ White - 1 gang
10	ES770/2GPLWE		○ White - 2 gang
10	ES770/3GPLWE		○ White - 3 gang
10	ES770/4GPLWE		○ White - 4 gang
10	ES770/5GPLWE		○ White - 5 gang
10	ES770/6GPLWE		○ White - 6 gang

Coverplates



Dedicated Switches – Coverplate Only

Finish								
White	ED770/1PLWE	ED770/2PLWE	ED770/3PLWE	ED770/4PLWE	ED770/5PLWE	ED770/6PLWE	ED920PLWE	EDCWPLWE
Urban Grey	ED770/1PLUG	ED770/2PLUG	ED770/3PLUG	ED770/4PLUG	ED770/5PLUG	ED770/6PLUG	ED920PLUG	EDCWPLUG
Black	ED770/1PLBL	ED770/2PLBL	ED770/3PLBL	ED770/4PLBL	ED770/5PLBL	ED770/6PLBL	ED920PLBL	EDCWPLBL
Matt Silver	ED770/1PLMS	ED770/2PLMS	ED770/3PLMS	ED770/4PLMS	ED770/5PLMS	ED770/6PLMS	ED920PLMS	EDCWPLMS
Liquid Gloss Ice	ED770/1PLIC	ED770/2PLIC	ED770/3PLIC	ED770/4PLIC	ED770/5PLIC	ED770/6PLIC	ED920PLIC	EDCWPLIC
Liquid Gloss Diesel	ED770/1PLDI	ED770/2PLDI	ED770/3PLDI	ED770/4PLDI	ED770/5PLDI	ED770/6PLDI	-	EDCWPLDI

Dedicated Powerpoints – Coverplate Only

Finish								
White	ED787PLWE	ED777PLWE	ED777XPLWE	ED777APLWE	EDV787PLWE	EDV777PLWE	EDV777XPLWE	EDV777APLWE
Urban Grey	ED787PLUG	ED777PLUG	ED777XPLUG		EDV787PLUG	EDV777PLUG	EDV777XPLUG	EDV777APLUG
Black	ED787PLBL	ED777PLBL	ED777XPLBL		EDV787PLBL	EDV777PLBL	EDV777XPLBL	
Matt Silver	ED787PLMS	ED777PLMS	ED777XPLMS		EDV787PLMS	EDV777PLMS	EDV777XPLMS	
Liquid Gloss Ice	ED787PLIC	ED777PLIC	ED777XPLIC		EDV787PLIC	EDV777PLIC	EDV777XPLIC	
Liquid Gloss Diesel	ED787PLDI	ED777PLDI	ED777XPLDI		EDV787PLDI	EDV777PLDI	EDV777XPLDI	

Common Plate Series – Coverplate Only

Finish						
White	ECCW PLWE	ECCW 2WPLWE	ECCW 3WPLWE	ECCW 2HPLWE	ECCW 3HPLWE	ECCW 4HPLWE

Secure Plate Series - Coverplate

Finish	
White	ESCWPLWE


Cable management, circuit identification and accessories




EMCCWE



EM910RPWE



ECFRAME



EA751



140WE

Pack	Cat No.	Cable management
10	EMCCWE	Cord clamp <ul style="list-style-type: none"> ○ White ● Urban Grey
10	EMCCUG	
10	EM910RPWE	Plug and cable retainer module 25x57mm <ul style="list-style-type: none"> ○ White
10	EMCLIDWE	Circuit identification Blank insert with clear cap used for circuit identification <ul style="list-style-type: none"> ○ White ● Urban Grey ● Black
10	EMCLIDUG	
10	EMCLIDBL	
10	ECFRAME	Accessories Support frame Accepts: 3 x 25x57mm inserts or 1 x 50x57mm & 1 x 25x57mm inserts <ul style="list-style-type: none"> ○ White
50	EAPP	Transparent paint and damage protection shell <ul style="list-style-type: none"> ○ White
1	EA751	Insulation shroud <ul style="list-style-type: none"> ○ White
1	EAPWDSCREW	Public Works Department mechanism retention kit <ul style="list-style-type: none"> ○ White - 1 - 4 gang
10	EAPWD5GKIT	<ul style="list-style-type: none"> ○ White - 5 gang
10	EAPWD6GKIT	<ul style="list-style-type: none"> ○ White - 6 gang
10	EACIDLABELWE	Circuit identification labels To be used with EMCLIDWE/UG/BL 10 sheets, 96 labels per sheet <ul style="list-style-type: none"> ○ White ● Blue ● Red ● Yellow
10	EACIDLABELBU	
10	EACIDLABELRED	
10	EACIDLABELYE	


Panel mount adaptors, inserts and mounting blocks

Pack	Cat No.	Panel mount adaptors
		Suitable for panel thickness of 0.7mm to 3mm 1 Module accepts 1 x 25x57mm inserts 2 Module accepts 50x57mm or 2 x 25x57mm inserts
	EA910PMAWE	<ul style="list-style-type: none"> ○ White - 1 module
	EA920PMAWE	<ul style="list-style-type: none"> ○ White - 2 modules
		Support frame inserts One module inserts for custom made applications. Insert dimension 25 x 57mm
10	EA910/0WE	Blank insert - 1 module <ul style="list-style-type: none"> ○ White ● Urban Grey ● Black
10	EA910/0UG	
10	EA910/0BL	
10	EA910/1WE	1 gang insert - 1 module <ul style="list-style-type: none"> ○ White ● Urban Grey ● Black
10	EA910/1UG	
10	EA910/1BL	
10	EA910/2WE	2 gang insert - 1 module <ul style="list-style-type: none"> ○ White ● Urban Grey ● Black
10	EA910/2UG	
10	EA910/2BL	
		Mounting blocks Surface mounting block 37mm deep, suits powerpoints, switches and electronic mechanisms <ul style="list-style-type: none"> ○ White ● Urban Grey ● Black
10	140WE	○ White ● Urban Grey ● Black
10	EA140UG	
10	140BL	
10	ECCWGPLWE	Deep mounting block and coverplate Common Plate Series only <ul style="list-style-type: none"> ○ White
















Installation brackets




EA143/3H



EA503/2W

Pack	Cat No.	Mounting brackets
		84mm spacing centres
Stud Bracket		
10	143	 Horizontal stud bracket
10	143/2	 Horizontal stud bracket with nails
10	143/2V	 Vertical stud bracket with nails
10	143U	 Universal horizontal or vertical stud bracket with nails
10	EA143/2W	 2 gang horizontal stud bracket
10	EA143/3W	 3 gang horizontal stud bracket
10	EA143/2H	 2 gang vertical stud bracket
10	EA143/3H	 3 gang vertical stud bracket
10	EA143/4H	 4 gang vertical stud bracket
Render Bracket		
20	954	 1 gang render bracket
10	EA503/2W	 2 gang horizontal render bracket
10	EA503/3W	 3 gang horizontal render bracket
10	EA503/2H	 2 gang vertical render bracket
10	EA503/3H	 3 gang vertical render bracket
10	EA503/4H	 4 gang vertical render bracket





Installation brackets and wall boxes



712



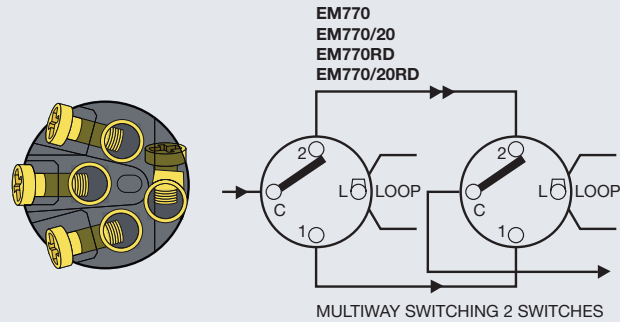
429R

Pack	Cat No.	Mounting brackets
		84mm spacing centres
Plaster Bracket		
50	711	 Plaster 6.5mm board bracket
50	712	 Plaster 10mm board bracket
Wall Boxes		
Plastic wall box		
10	429R	 Recessed wall box with sliding nuts, retention clips and protective cover
Fire and acoustic wall box		
1	435	 Cable entry top and rear. Fastening arms allow for 10mm to 32mm thick plaster/cement boards. 3h fire resistance (installed on one side of the wall) Weighted sound reduction index (Rw) 62

Mechanical switch mechanism wiring diagrams

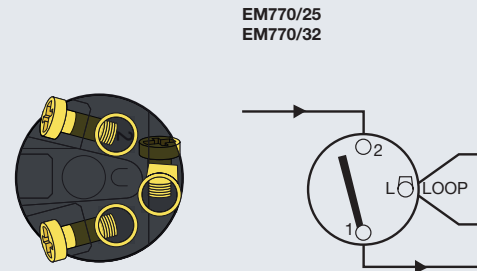
1 & 2 Way (SPDT) EM770 Series 240V a.c.

Cat. No.	Legend	Loop	Amp Rating	Body Colour
EM770 / EM770RD	SPDT	1L	16A/16AX	Black
EM770/20 / EM770/20RD	SPDT	1L	20A/20AX	Black



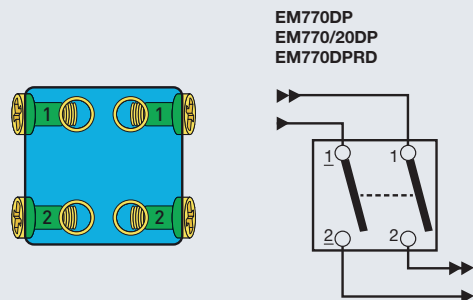
1 Way (SPST) EM770 Series 240V a.c.

Cat. No.	Legend	Loop	Amp Rating	Body Colour
EM770/25	SPST	1L	25A/20AX	Grey
EM770/32	SPST	1L	32A/20AX	Grey



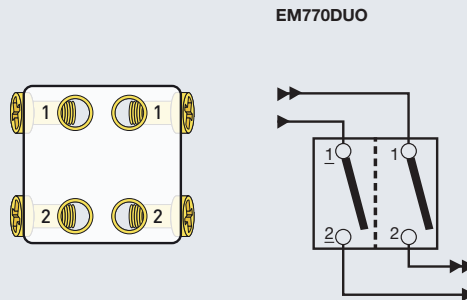
Double Pole (DPST) EM770DP Series 240V a.c.

Cat. No.	Legend	Loop	Amp Rating	Body Colour
EM770DP / EM770DPRD	DPST	0L	16A/10AX	Blue
EM770/20DP	DPST	0L	20A/10AX	Blue



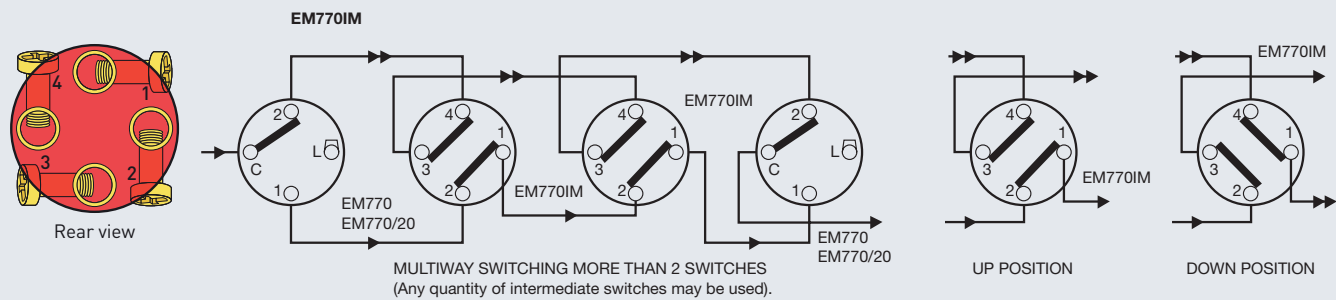
Duo Series 2 x 1 Way (2 x SPST) 240V a.c.

Cat. No.	Legend	Loop	Amp Rating	Body Colour
EM770DUO	2xSPST	0L	16A/10AX	White



Intermediate (DPXT - Crossover) EM770I Series 240V a.c.

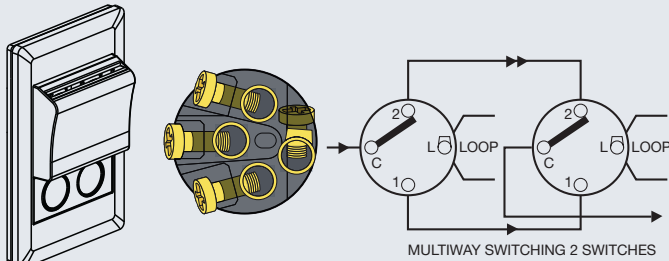
Cat. No.	Legend	Loop	Amp Rating	Body Colour
EM770IM	DPXT	0L	16A	Red



Mechanical switch mechanism wiring diagrams

KeyTag - 1 Way (SPST) EM770/20KT

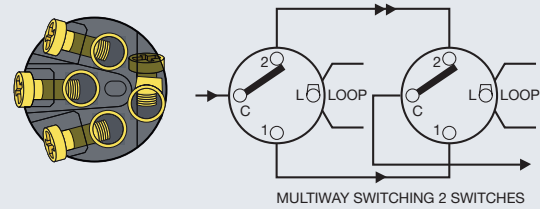
Cat. No.	Legend	Loop	Amp Rating	Motor Rating	Body Colour
EM770/20KT	SPDT	1L	20A	M80	Black



Rear view EM770/20KT

Push-Buttons 1 & 2 Way (SPDT) - Non latching EM770X Series 240V a.c.

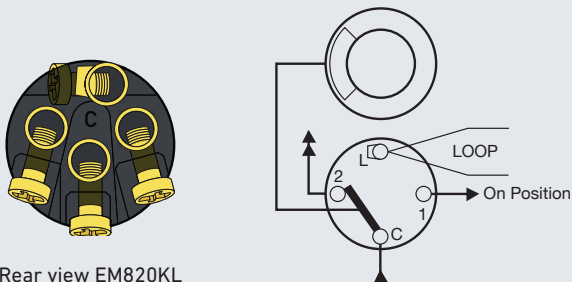
Cat. No.	Legend	Loop	Amp Rating	Body Colour
EM770X	SPDT	1L	16A	Black



Rear view EM770X

Keylock Switch Assembly - 1 & 2 Way (SPDT) 770 Series 240V a.c.

Cat. No.	Legend	Loop	Amp Rating	Motor Rating	Body Colour
EM820KLO	SPDT	1L	20A	M80	Black
EM820KLI	SPDT	1L	20A	M80	Black
EM820KLIO	SPDT	1L	20A	M80	Black



Rear view EM820KL

Colour code (Position in which key can be removed).

- WHITE** – OFF (O)
- GREY** – ON (I)
- BEIGE** – ON (I) and OFF (O)

Legend

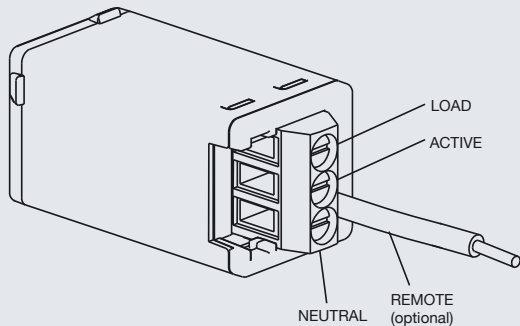
- SPST** = single pole, single throw
- SPDT** = single pole, double throw
- DPDT** = double pole, double throw
- DPST** = double pole, single throw
- DPXT** = double pole cross-over
- NC** = normally closed
- NO** = normally opened
- L** = Loop

Using X Rating

Excel Life series switches marked with an 'X' are suitable for fluorescent installations up to the switch rating.

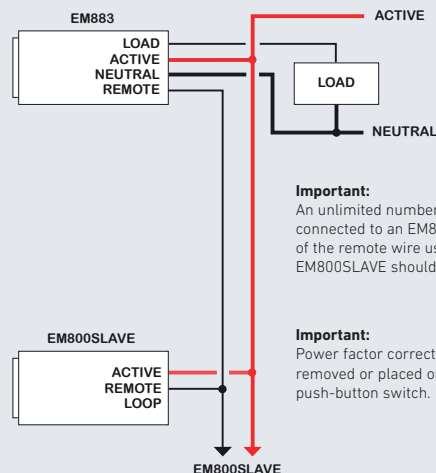
Electronic push-button switch mechanism wiring diagrams

Electronic push-button switch wiring diagram EM883WE



Rear view EM883

- Connect optional Secondary Control Buttons (EM800SLAVE) to enable switching from multiple locations.



Important:

An unlimited number of EM800SLAVE can be connected to an EM883. However, the total length of the remote wire used to interconnect all of the EM800SLAVE should not exceed 50 metres.

Important:

Power factor correction capacitors must be either removed or placed on the line side of the electronic push-button switch.

Technical characteristics

 + 50°C + 0°C 230-240V a.c. 50Hz	 1 x 2.5mm ² 2 x 1.5mm ²	Incandescent	Halogen	Fluorescent tube	Wirewound transformer	Electronic transformer	Compact fluorescent	LED	Fan motor
Max load		1200W	1200W	500VA	500VA	500VA	500VA	500VA	500VA

MINIMUM LOAD = 10VA FOR ALL LOAD TYPES

LED Indicator

- The colour of the LED indicator can be either red or blue. In addition, when the switch is off the LED indicator can either glow faintly or be off completely. The four possible modes are as follows:
- To change between modes, press and hold the push-button for at least 10 seconds. This will select the next mode in the sequence above.

MODE	STATUS OF LED INDICATOR	
	SWITCH ON	SWITCH OFF
1	Bright Red	Faint Red
2	Bright Blue	Faint Blue
3	Bright Red	Off
4	Bright Blue	Off



Electronic push-button dimmers and time delay switches

Electronic push-button dimmer EM400A2P

Technical characteristics

+ 50°C + 0°C 230-240V a.c. 50Hz	 1 x 2.5mm ² 2 x 1.5mm ²	<ul style="list-style-type: none"> Incandescent Halogen 	<ul style="list-style-type: none"> Halogen or dimmable LED with electronic transformer Dimmable compact fluorescent Dimmable LED without transformer 	<ul style="list-style-type: none"> Halogen with wirebound transformer 	Fluorescent tube	Fan motor	
		Max Power	Max number of transformers¹				
Max load	1 dimmer per plate	350W	350VA	8	X	X	X
	2 dimmers per plate	300W	300VA	8	X	X	X
	3 or more dimmers per plate	250W	250VA	8	X	X	X

Note:

- In the case of dimmable compact fluorescent or dimmable LED without transformer, this is the maximum number of lamps.
- Where both max power and max number of transformers/lamps are specified, both conditions must be satisfied.
- When used in ambient temperatures greater than 25°C, the dimmer must be de-rated by 10% for every increase of 5°C.

Electronic push-button dimmer EM400A3P

Technical characteristics

+ 50°C + 0°C 230-240V a.c. 50Hz	 1 x 2.5mm ² 2 x 1.5mm ²	<ul style="list-style-type: none"> Incandescent Halogen 	<ul style="list-style-type: none"> Halogen or dimmable LED with electronic transformer Dimmable compact fluorescent Dimmable LED without transformer 	<ul style="list-style-type: none"> Halogen or dimmable LED with wirebound transformer² 	Fluorescent tube	Fan motor		
		Max Power	Max number of transformers¹	Max Power	Max number of transformers			
Max load	1 dimmer per plate	400W	400VA	8	300VA	6	X	X
	2 dimmers per plate	350W	350VA	8	250VA	6	X	X
	3 or more dimmers per plate	300W	300VA	8	200VA	6	X	X

Minimum load = 3VA for all load types

Electronic push-button time delay EM802TD/EM803TD

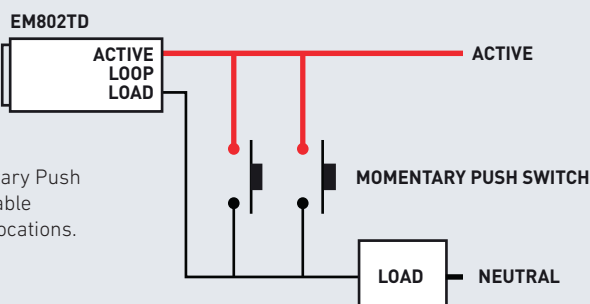
Technical characteristics

+ 50°C + 0°C 230-240V a.c. 50Hz	 1 x 2.5mm ² 2 x 1.5mm ²	Incandescent	Halogen	Fluorescent tube	Wirewound transformer	Electronic transformer	Compact fluorescent	LED	Fan motor
Max load (802TD)		400W	400W	400VA*	X	400VA	400VA	400VA	X
Max load (803TD)		1200W	1200W	500VA	500VA	500VA	500VA	500VA	500VA

MINIMUM LOAD = 10VA FOR ALL LOAD TYPES

* ELECTRONIC BALLAST ONLY

Wiring EM802TD



- Connect optional Momentary Push Switches (EM770X) to enable switching from multiple locations.

Important:

An unlimited number of EM770XWE can be connected to an EM802TD. However, the total length of the load wire used to interconnect all of the EM770XWE should not exceed 50 metres.

Note:

For other technical details please refer to the installation instructions of each device.

Load compatibility disclaimer:

Although significant efforts have been made to ensure Dimmers are compatible with a large variety of drivers (CFL, LEDs), it is not possible to guarantee 100% compatibility with all devices.

Rotary dimmers

Rotary dimmers - EM250TR/EM400TR/EM700TR

Technical characteristics

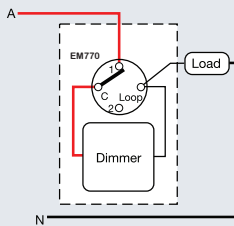
+50°C +0°C 230-240V a.c. 50Hz		 1 x 2.5mm ² 2 x 1.5mm ²	 Incandescent	 Halogen	 Fluorescent tube	 Wirewound transformer	 Electronic transformer	 Compact fluorescent	 LED	 Fan motor
Max load EM250TR	1 dimmer per plate	250W	250W	X	X	250VA	250VA see note	X	X	
	2 dimmers per plate	225W	225W	X	X	225VA	225VA see note	X	X	
	3 or more dimmers per plate	200W	200W	X	X	200VA	200VA see note	X	X	
Max load EM400TR	1 dimmer per plate	400W	400W	X	X	400VA	400VA see note	X	X	
	2 dimmers per plate	350W	350W	X	X	350VA	350VA see note	X	X	
	3 dimmers per plate	300W	300W	X	X	300VA	300VA see note	X	X	
Max load EM700TR	1 dimmer per plate	700W	700W	X	X	700VA	700VA see note	X	X	

Minimum load = 10VA for all load types

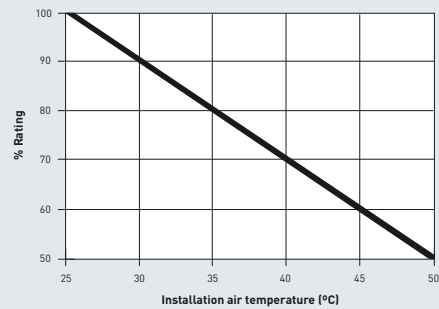
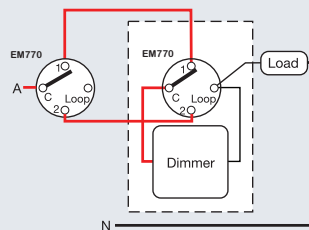
NOTE: Compact Fluorescent Lamps (CFLs) and LCDs, also known as Energy Saving Lamps, can only be dimmed if they are specifically marked as "dimmable". Dimmable CFLs may have different characteristics from brand to brand, and so each brand may require a specific type of dimmer to operate correctly. Using the incorrect dimmer may cause the CFL to flicker. Please read the documentation that comes with each CFL carefully to ensure that the CFL and dimmer are compatible. For more information, please contact HPM Legrand. In some cases, the dimmable CFL may turn off or flicker when dimmed to a very low brightness. This can be overcome by ensuring that the dimmer brightness is not set too low. See "Setting minimum brightness" for instructions on how to achieve this.

Wiring for rotary dimmers

One-way wiring diagram



Two-way wiring diagram

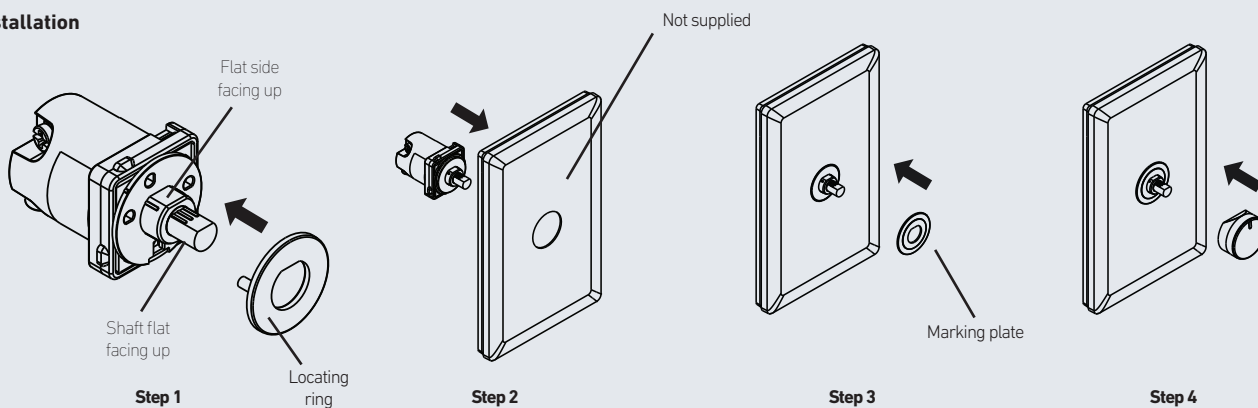


Important:

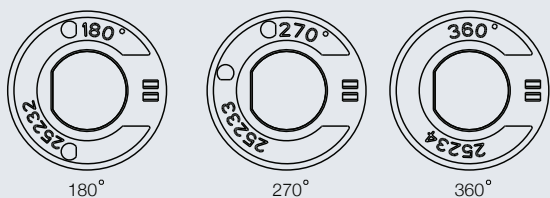
When used in ambient temperatures greater than 25°C, the dimmer must be derated according to the following chart.

Rotary switch - EMRSWE/UG

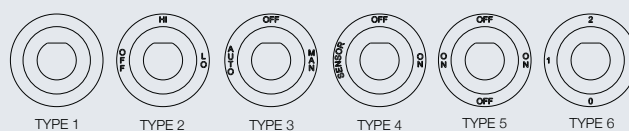
Installation



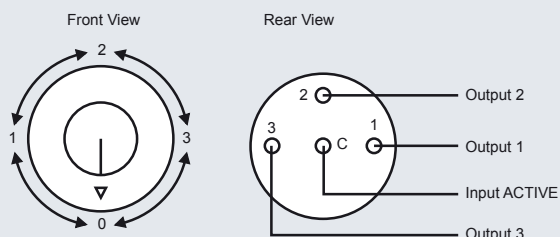
Rotation ring options



Marking plate options

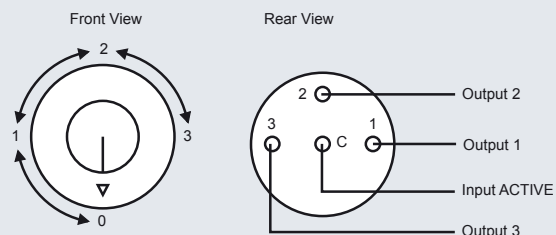


Wiring for 360° rotation



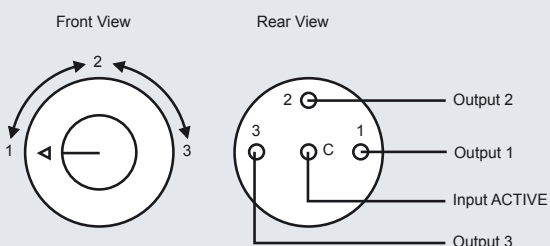
SELECT ONE OF THE FOLLOWING WIRING OPTIONS:				
POSITION				WIRING
0	1	2	3	
OFF	ON	ON	ON	Connect All Terminals
OFF	ON	OFF	ON	Do Not Connect Terminal 2

Wiring for 270° rotation



SELECT ONE OF THE FOLLOWING WIRING OPTIONS:				
POSITION				WIRING
0	1	2	3	
OFF	ON	ON	ON	Connect All Terminals

Wiring for 180° rotation

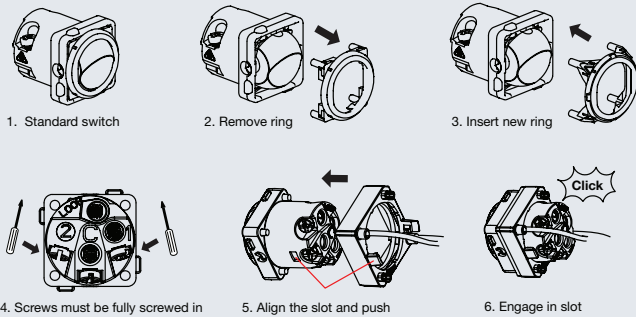


SELECT ONE OF THE FOLLOWING WIRING OPTIONS:				
POSITION			WIRING	
1	2	3		
ON	ON	ON	Connect All Terminals	
ON	OFF	ON	Do Not Connect Terminal 2	
OFF	ON	ON	Do Not Connect Terminal 1	
ON	ON	OFF	Do Not Connect Terminal 3	

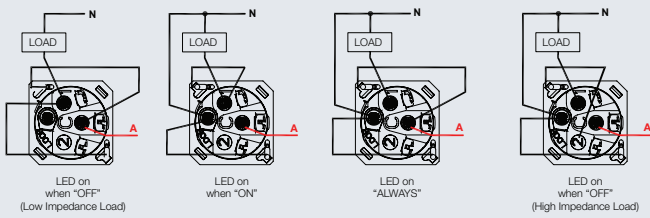
Illuminated LED ring kits

Installation

EM770LED - LED 770 illumination kit



Wiring

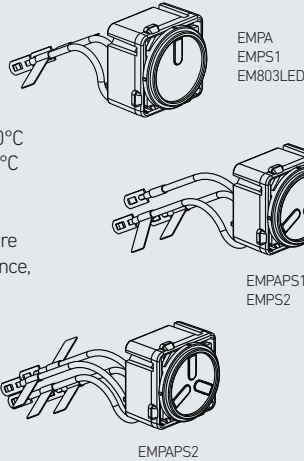


Note: Low Impedance Load examples include incandescent, halogen, resistive loads High Impedance Load examples include CFL's, LED globes

LED Power Available/Power Supplied Indicator Kits EMPAPS2, EMPAPS1, EMPA, EMPS1, EMPS2, EM803LED

Features

- Voltage: 230-240V a.c.
- Frequency: 50Hz
- Current: 1.2mA per indicator
- Operating temperature: -5°C to +50°C
- Storage temperature: -10°C to +70°C
- Resistant to the following agents:
Hexane, methylated spirits, soapy water, diluted ammonia, diluted pure bleach (10%), glass cleaning substance, pre-impregnated wipes, diluted hydrogen peroxide
- Not resistant to the following agents:
Acetone, tar remover, trichloroethylene



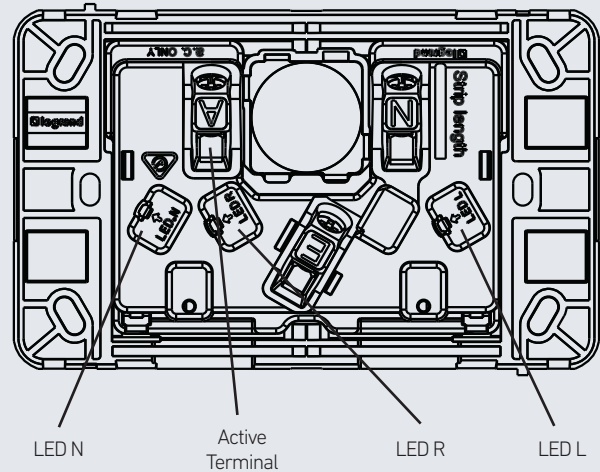
LED power supplied/power available indicator kits

Wiring


Wire/lead marking	LED N	LED L	LED R	LED	A
EMPAPS2	Neutral	Switched Active (LHS)	Switched Active (RHS)		Active
EMPAPS1	Neutral			Switched active	Active
EMPA	Neutral				Active
EMPS2	Neutral	Switched Active (LHS)	Switched Active (RHS)		
EMPS1	Neutral			Switched active	
EM803LED (power available)**	Neutral				Active
EM803LED (power supplied)	Neutral				Switched active
EM803LED (power available without neutral)**	Switched active				Active

++ = In this mode the LED indicator will be ON whenever there is power available to the product.

** = In this mode the LED indicator will only be ON whenever the associated switch/socket is OFF. The current required to light the indicator when the switch is ON will be bled through the load.



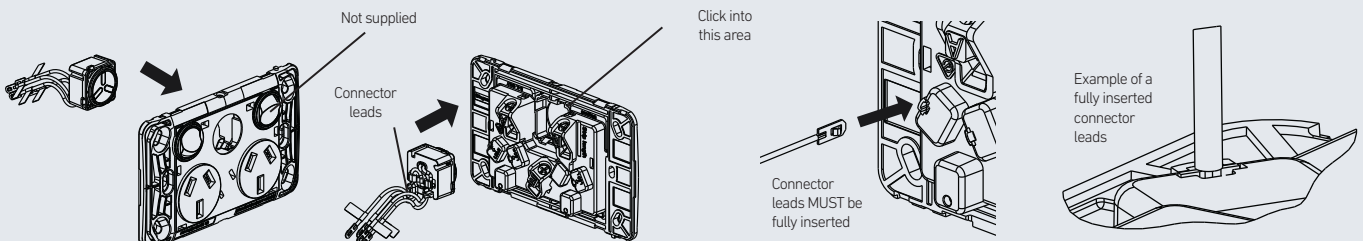
Example: EMPAPS2



⚡ = Power available (Amber)
⏻ = Power supplied (Red)

Installation

EMPAPS2, EMPAPS1, EMPA, EMPS1, EMPS2, EM803LED LED Power Available/Power Supplied Indicator Kits

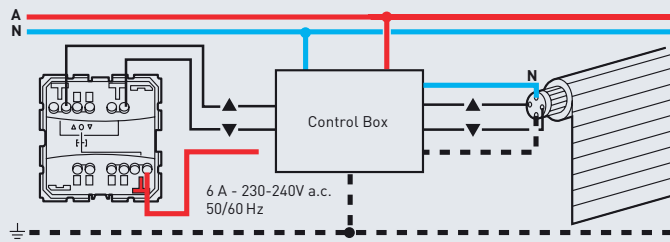


Shutter, blind, curtain control

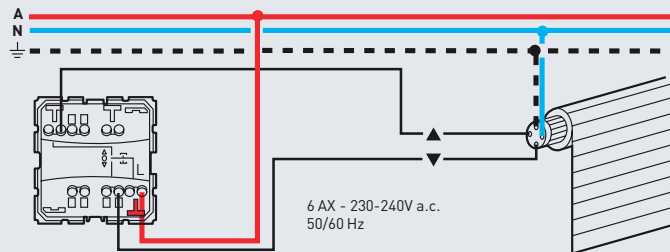
Plates and cut-out dimensions

Wiring

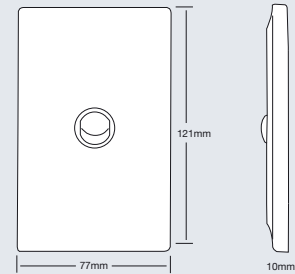
Push-button switch (Cat No EC919WE)



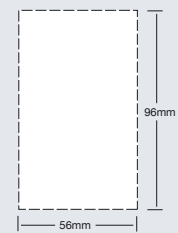
Push-button switch (Cat No EC920WE)



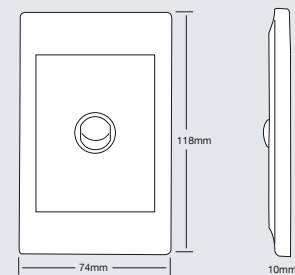
Dedicated plate series dimensions



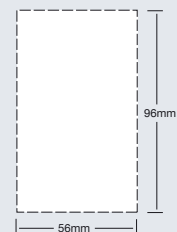
Maximum cut-out dimensions



Common plate series dimensions



Maximum cut-out dimensions

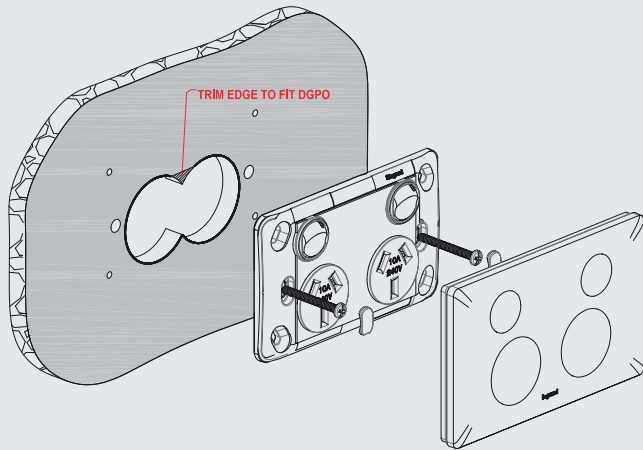


Powerpoint installation details

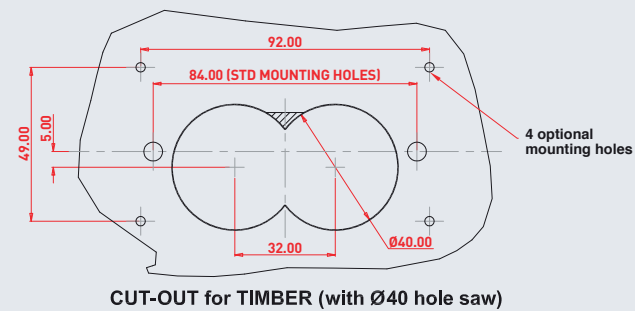
Hard Surfaces Installations

Double powerpoint 10A

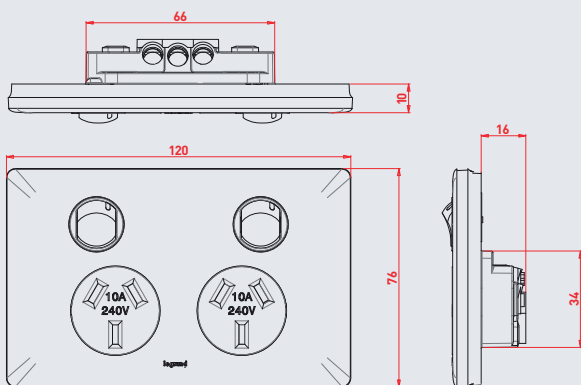
Assembly



Cut-out dimensions



Product dimensions

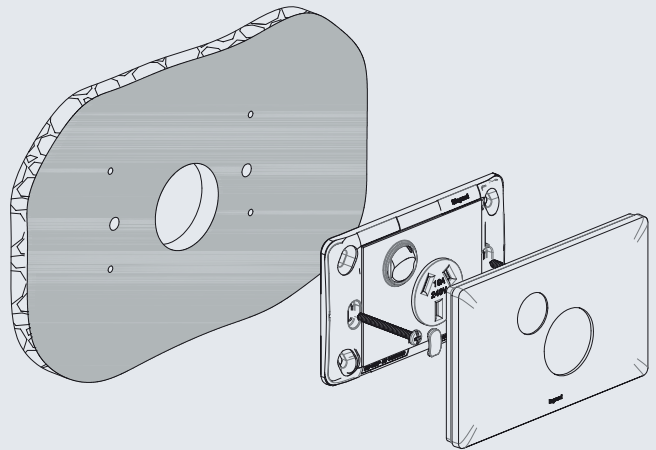


Note:

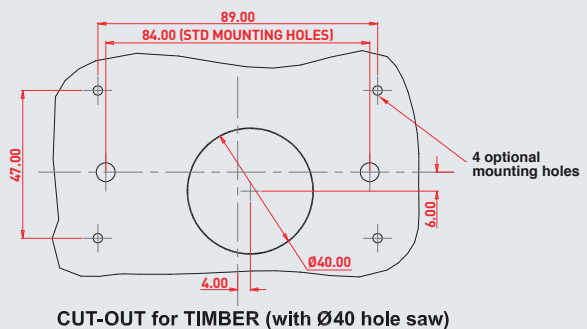
Cut-out dimensions for other devices are 96mm x 56mm

Single powerpoint 10A

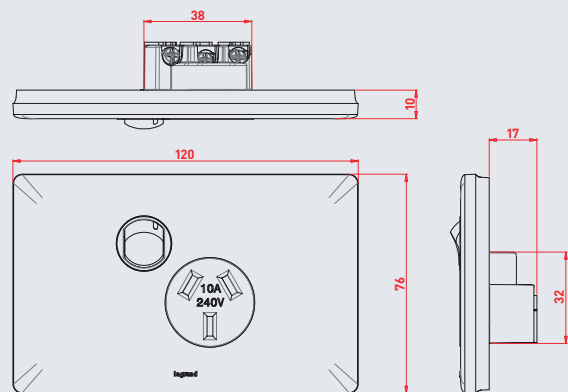
Assembly



Cut-out dimensions

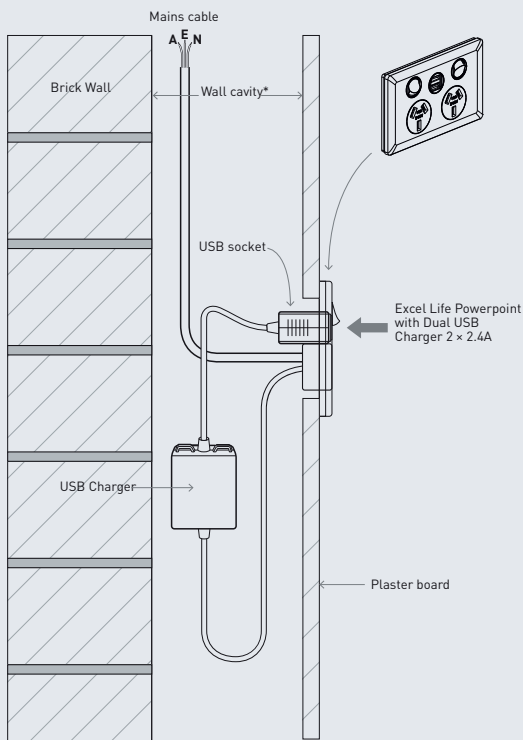


Product dimensions



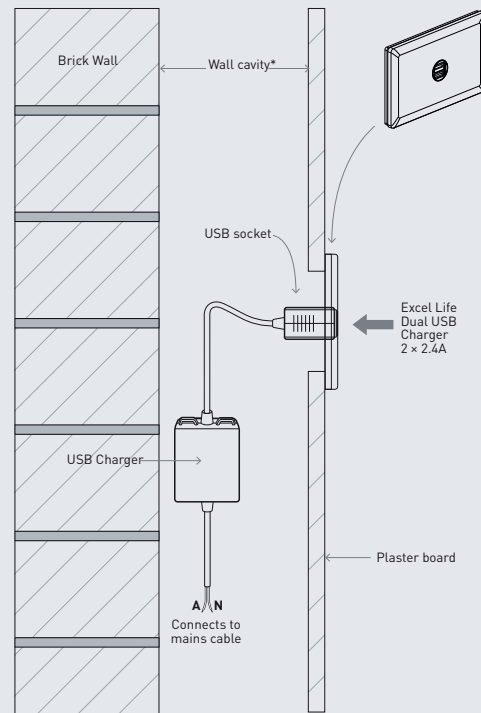
USB Chargers installation details

Installation in plasterboard – USB Powerpoint



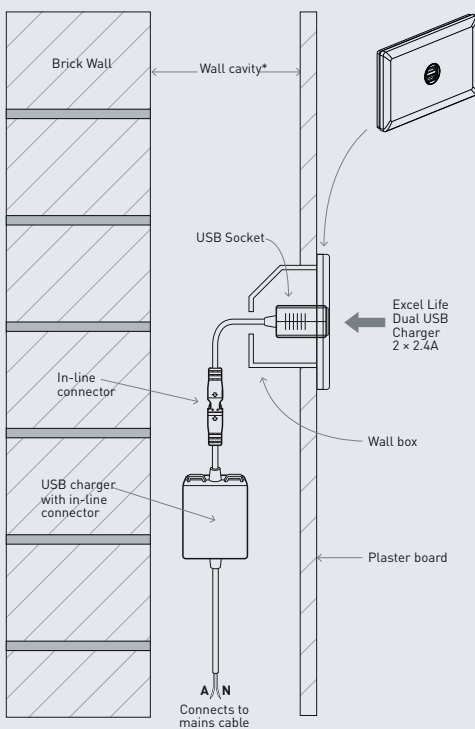
e.g. ED777USB2PSAW

Installation in plasterboard – USB Charger



e.g. EMUSB2PSAW + ED770/1GPLWE

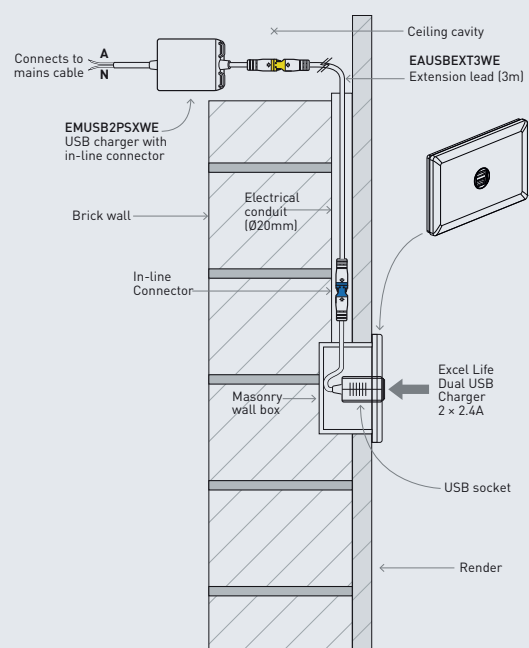
Installation in plasterboard with wall boxes – USB Charger



e.g. EMUSB2PSXWE + ED770/1GPLWE

* Minimum 50mm cavity required.

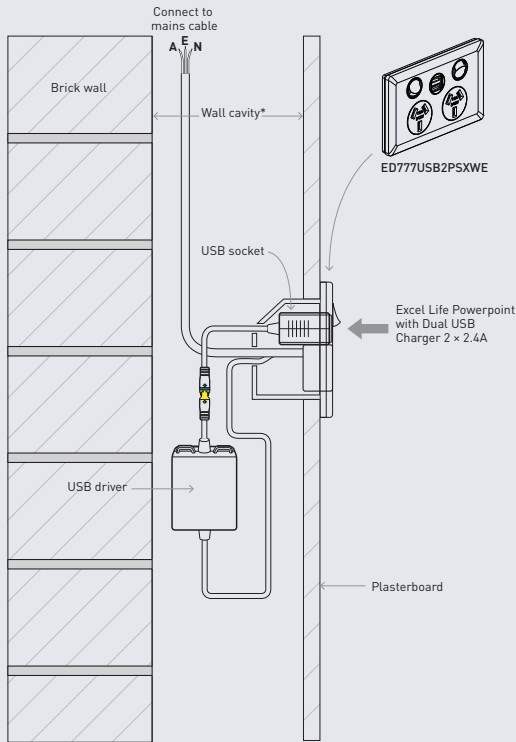
Installation in brick walls with wall boxes – USB Charger



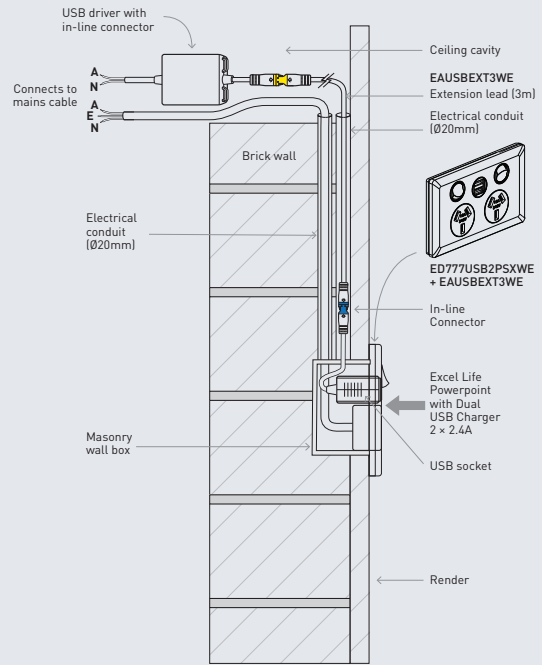
e.g. EMUSB2PSXWE + EAUSBEXT3WE + ED770/1GPLWE

USB Chargers installation details

Installation in plasterboard walls with wall box - USB Charger with double powerpoint



Installation in brick walls with wall box - USB Charger with double powerpoint



EXCEL LIFE MEDICAL RANGE



ENHANCED SAFETY AND WELLBEING IN HEALTHCARE

Excel Life Medical range featuring antimicrobial technology is the complete end-to-end solution for healthcare facilities including hospitals, laboratories, dental clinics and aged care facilities.

COMPLETE MEDICAL FUNCTIONS AND SERVICE PANELS

In stainless steel and antimicrobial plastic for patient rooms and operating theatres.



ELECTRICAL SAFETY

A range of Electresafe powerpoints are available with a built-in 10mA or 30mA Residual Current Device (RCD safety switch).



THE ANTIMICROBIAL ADVANTAGE

The antimicrobial advantage in the Excel Life Medical range stems from the material construction based on silver ions - widely recognised as having antimicrobial properties that contribute to the reduction of undesired microorganisms.

The Excel Life Medical range has been tested by an independent TGA accredited laboratory to JIS Z 2801:2010 and proven to be an effective antibacterial agent.

The results demonstrated a kill rate against Escherichia coli and Staphylococcus aureus between 99.72% and 99.9999%. Look for products with the antimicrobial symbol.





Excel Life™ Switches



EC770/1CAWE EC770/4CAWE EC770/2HCAWE



EC770/1GPLCAWE EC770/2GPLCAWE EC770/3GPLCAWE EC770/4GPLCAWE

Pack	Cat No.	Common plate switch 16AX 230-240V a.c.
		Standard rocker switch mechanisms, 16AX fluoro rated, chemical resistant and antimicrobial
		Vertical plates
10	EC770/1CAWE	1 gang switch 16AX ○ White
10	EC770/2CAWE	2 gang switch 16AX ○ White
10	EC770/3CAWE	3 gang switch 16AX ○ White
10	EC770/4CAWE	4 gang switch 16AX ○ White
		Horizontal plates
10	EC770/1HCAWE	1 gang switch 16AX ○ White
10	EC770/2HCAWE	2 gang switch 16AX ○ White
10	EC770/3HCAWE	3 gang switch 16AX ○ White
10	EC770/4HCAWE	4 gang switch 16AX ○ White
		No Touch Switch
6	EC914WE	No Touch switch, 4A 1 gang ○ White

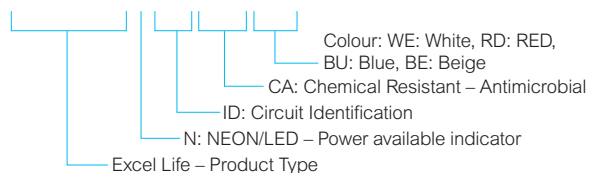
Pack	Cat No.	Common plate grid and plates
		Chemical resistant and antimicrobial
10	EC770/0GPLCAWE	Blank grid and coverplate only ○ White
10	EC770/1GPLCAWE	1 gang grid and coverplate only ○ White
10	EC770/2GPLCAWE	2 gang grid and coverplate only ○ White
10	EC770/3GPLCAWE	3 gang grid and coverplate only ○ White
10	EC770/4GPLCAWE	4 gang grid and coverplate only ○ White
10	EC770/5GPLCAWE	5 gang grid and coverplate only ○ White
10	EC770/6GPLCAWE	6 gang grid and coverplate only ○ White
		Switch mechanisms 16AX 230-240V a.c.
		Single pole double throw chemical resistant and antimicrobial
10	EM770CAWE	○ White
10	EM770CARED	● Red

In medical applications socket-outlets colour coding requirements are as follows:

- Normal Supply – White (WE)
- Essential Supply – Red (RED)
- Uninterruptible Supply (UPS) – Dark blue (BU)
- Cleaners Sockets – Beige (BE)

Catalogue Number Decoder

EC777NIDCAWE



Excel Life™ Powerpoints



Excel Life™ Vertical powerpoints and USB chargers



EC777NCAWE



EC777NIDCABU



EC787NCAWE



ECV777NCAWE



ECV787NCAWE



ECV787NCARD

Pack	Cat No.	Common plate powerpoints 10A 230-240V a.c.
		Internal safety shutters, chemical resistant and antimicrobial with power available LED engraved 'RCD Protected'
Double powerpoint		
10	EC777NCAWE	○ White
10	EC777NCABU	● Blue
10	EC777NCARD	● Red
Double powerpoint with circuit ID		
10	EC777NIDCAWE	○ White
10	EC777NIDCABU	● Blue
10	EC777NIDCARD	● Red
Single powerpoint		
10	EC787NCAWE	○ White
10	EC787NCABU	● Blue
10	EC787NCARD	● Red
Single powerpoint with circuit ID		
10	EC787NIDCAWE	○ White
10	EC787NIDCABU	● Blue
10	EC787NIDCARD	● Red

Pack	Cat No.	Common plate vertical powerpoints 10A 230-240V a.c.
		Internal safety shutters, chemical resistant and antimicrobial with power available LED engraved 'RCD Protected'
Double vertical powerpoint		
10	ECV777NCAWE	○ White
10	ECV777NCABU	● Blue
10	ECV777NCARD	● Red
Single vertical powerpoint		
10	ECV787NCAWE	○ White
10	ECV787NCABU	● Blue
10	ECV787NCARD	● Red
Single vertical powerpoint with circuit ID		
10	ECV787NIDCAWE	○ White
10	ECV787NIDCABU	● Blue
10	ECV787NIDCARD	● Red
USB chargers 230-240V a.c.		
All USB chargers are white		
12	EMUSB2PSAWE	Dual USB charger mechanism 2x2.4A
12	EMUSB2PSXWE	Dual USB charger mechanism 2x2.4A with inline connector (suit wall boxes 429R or 435)
1	EAUSBEXT3WE	USB charger extension lead 3m. To extend distance between USB socket and power supply. Can be used with EMUSB2PSXWE/JG or ED777USB2PSXWE/JG

**NOW
2 X 2.4A**



Excel Life™ 15A powerpoints



EC787/15NCAWE

ECV787/15NCAWE

Pack	Cat No.	Common plate single powerpoints 15A 230-240V a.c.
		Internal safety shutters, chemical resistant and antimicrobial with power available LED engraved 'RCD Protected'
		Single powerpoint
10	EC787/15NCAWE	○ White
10	EC787/15NCABU	● Blue
10	EC787/15NCARD	● Red
		Single vertical powerpoint
10	ECV787/15NCAWE	○ White
10	ECV787/15NCABU	● Blue
10	ECV787/15NCARD	● Red



Excel Life™ 'Cleaners' powerpoints



EC777CABE

EC787CABE

Pack	Cat No.	Common plate 'cleaners' powerpoints 10A 230-240V a.c.
		Internal safety shutters, chemical resistant and antimicrobial, engraved 'CLEANING PURPOSES ONLY'
		Double powerpoint
10	EC777CABE	● Beige
		Double powerpoint with circuit ID
10	EC777IDCABE	● Beige
		Single powerpoint
10	EC787CABE	● Beige
10	EC787/15CABE	● Beige Single powerpoint 15A
		Single powerpoint with circuit ID
10	EC787IDCABE	● Beige
		10mA double electrosafe RCD powerpoint
10	EC777EL10CABE	● Beige
		10mA double electrosafe RCD powerpoint with circuit ID
10	EC777EL10IDCABE	● Beige

In medical applications socket-outlets colour coding requirements are as follows:

○	Normal Supply – White (WE)
●	Essential Supply – Red (RED)
●	Uninterruptible Supply (UPS) – Dark blue (BU)
●	Cleaners Sockets – Beige (BE)

Excel Life™ Electresafe RCD powerpoints



Excel Life™ Powerpoints



EC777EL10CAWE



EC777EL10IDCAWE



EC777CAWE



EC777XCAWE



ECV777CAWE

Pack	Cat No.	Common plate electresafe RCD powerpoints 10A 230-240V a.c.
		Internal safety shutters, chemical resistant and antimicrobial with power available LED and power supplied LED
		10mA double electresafe RCD powerpoint
2	EC777EL10CAWE	○ White
2	EC777EL10CABU	● Blue
2	EC777EL10CARD	● Red
		10mA double electresafe RCD powerpoint with circuit ID
2	EC777EL10IDCAWE	○ White
2	EC777EL10IDCABU	● Blue
2	EC777EL10IDCARD	● Red
		30mA double electresafe RCD powerpoint
2	EC777EL30CAWE	○ White

Pack	Cat No.	Common plate powerpoints 10A 230-240V a.c.
		Internal safety shutters, chemical resistant and antimicrobial, engraved 'RCD Protected'
		Horizontal powerpoints
10	EC777CAWE	Double powerpoint ○ White
10	EC777CABU	Double powerpoint ● Blue
10	EC777CARD	Double powerpoint ● Red
10	EC777XCAWE	Double powerpoint with extra function mechanism hole ○ White
10	EC777XCABU	Double powerpoint with extra function mechanism hole ● Blue
10	EC777XCARD	Double powerpoint with extra function mechanism hole ● Red
10	EC787CAWE	Single powerpoint ○ White
10	EC787XCAWE	Single powerpoint with extra function mechanism hole ○ White
		Vertical powerpoints
10	ECV777CAWE	Double vertical powerpoint ○ White
10	ECV777XCAWE	Double vertical powerpoint with extra function mechanism hole ○ White
10	ECV787CAWE	Single Vertical powerpoint ○ White
10	ECV787XCAWE	Single Vertical powerpoint with extra function mechanism hole ○ White

In medical applications socket-outlets colour coding requirements are as follows:

- Normal Supply – White (WE)
- Essential Supply – Red (RED)
- Uninterruptible Supply (UPS) – Dark blue (BU)
- Cleaners Sockets – Beige (BE)



Excel Life™ Electresafe RCD plates and RCD alarm



ECEL10N2IDCAWE



ECEL10HN2IDCAWE

Pack	Cat No.	Common plate electresafe RCD vertical plate 20A 230-240V a.c.
		Chemical resistant and antimicrobial with power available LED and power supplied LED
		10mA electresafe RCD plate
2	ECEL10N2CAWE	○ White
2	ECEL10N2CABU	● Blue
2	ECEL10N2CARD	● Red
		10mA electresafe RCD plate with circuit ID
2	ECEL10N2IDCAWE	○ White
2	ECEL10N2IDCABU	● Blue
2	ECEL10N2IDCARD	● Red
		Common plate electresafe RCD horizontal plate 20A 230-240V a.c.
		Chemical resistant and antimicrobial with power available LED and power supplied LED
		10mA electresafe RCD plate with circuit ID-horizontal
2	ECEL10HN2IDCAWE	○ White
2	ECEL10HN2IDCABU	● Blue
2	ECEL10HN2IDCARD	● Red
		Audio/Visual alarm for RCD
2	ECVAVALWE	○ White
		Area classification signs
2	ECCPASIGN	Cardiac protected area sign
2	ECBPASIGN	Body protected area sign

Excel Life™ Skirting lights, panel mount adapters and inserts and illumination kits



EC510WE



EMPS2WE

Pack	Cat No.	Skirting lights 230-240V a.c.
		Skirting lights Suitable for passage areas or installation with obstacles
1	EC510WE	Permanent skirting LED light, 0.2 or 1W max ○ White
		Skirting light with motion detector The LED lights are activated when the PIR sensor detects movement.
1	EC511WE	Skirting LED light with PIR sensor 1.3W max ○ White
		Panel mount adaptors and inserts Panel mount adaptors suitable for panel thickness of 0.7mm to 3mm 1 Module accepts 1 x 25x57mm inserts 2 Module accepts 50x57mm or 2 x 25x57mm inserts
		Panel mount adaptors
10	EA910PMAWE	Panel mount adaptors - 1 module ○ White
10	EA920PMAWE	Panel mount adaptors - 2 module ○ White
		Inserts
10	EA910/0WE	Blank insert - 1 module ○ White
10	EA910/1WE	1 gang insert - 1 module ○ White
10	EA910/2WE	2 gang insert - 1 module ○ White
		Illumination kits 230-240V a.c.
10	EMPAPS2WE	Power available (Amber) and 2 power supplied (Red) indicators kit ○ White
10	EMPAWE	Power available indicator kit (Amber) ○ White
10	EMPS1WE	Power supplied to 1 outlet indicator kit (Red) ○ White
10	EMPS2WE	Power supplied to 2 outlets indicators kit (Red) ○ White

Excel Life™ Coverplates and accessories



Excel Life™ Accessories and brackets




ECCW4HPLWE



EMCCWE



EM910RPWE



EA503/2W



EA143/3H

Pack	Cat No.	Common plate coverplates	
		Coverplates chemical resistant and antimicrobial	
10	ECCWPLCAWE		1 gang coverplate ○ White
10	ECCW2HPLWE		2 gang coverplate ○ White
10	ECCW3HPLWE		3 gang coverplate ○ White
10	ECCW3HPLBU		3 gang coverplate ● Blue
10	ECCW3HPLRD		3 gang coverplate ● Red
10	ECCW4HPLWE		4 gang coverplate ○ White
10	ECCW2WPLWE		2 gang horizontal coverplate ○ White
10	ECCW3WPLWE		3 gang horizontal coverplate ○ White

Pack	Cat No.	Accessories	
10	EMCCWE		Cord retention clamp
10	EMCLIDWE		Blank insert with clear cap Used for circuit ID
10	EMIDWE		Blank module
10	EM910RPWE		Plug and cable retainer to be used in conjunction with EC910GPLWE or ECFRAME
Circuit Identification labels 10 sheets (96 labels per sheet)			
10	EACIDLABELWE	○ White	
10	EACIDLABELBU	● Blue	
10	EACIDLABELRED	● Red	
10	EACIDLABELYE	● Yellow	

Pack	Cat No.	Accessories (continued)	
50	712		Plaster brackets – 84mm Fixing Centre Plaster 10m board bracket
20	954		Render brackets 1 Gang render-bracket
10	EA503/2W		2 gang horizontal render-bracket
10	EA503/3W		3 gang horizontal render-bracket
10	EA503/2H		2 gang vertical render-bracket
10	EA503/3H		3 gang vertical render-bracket
10	EA503/4H		4 gang vertical render-bracket
20	143		Stud brackets Stud bracket
20	143/2		Stud bracket horizontal w/nails
20	143/2V		Stud bracket vertical w/nails
10	143U		Stud bracket vertical or horizontal w/nails
10	EA143/2W		2 gang horizontal stud-bracket
10	EA143/3W		3 gang horizontal stud-bracket
10	EA143/2H		2 gang vertical stud-bracket
10	EA143/3H		3 gang vertical stud-bracket
10	EA143/4H		4 gang vertical stud-bracket























In medical applications socket-outlets colour coding requirements are as follows:

○	Normal Supply – White (WE)
●	Essential Supply – Red (RED)
●	Uninterruptible Supply (UPS) – Dark blue (BU)
●	Cleaners Sockets – Beige (BE)

Excel Life™ Wall Boxes, equipotential devices and gas plates

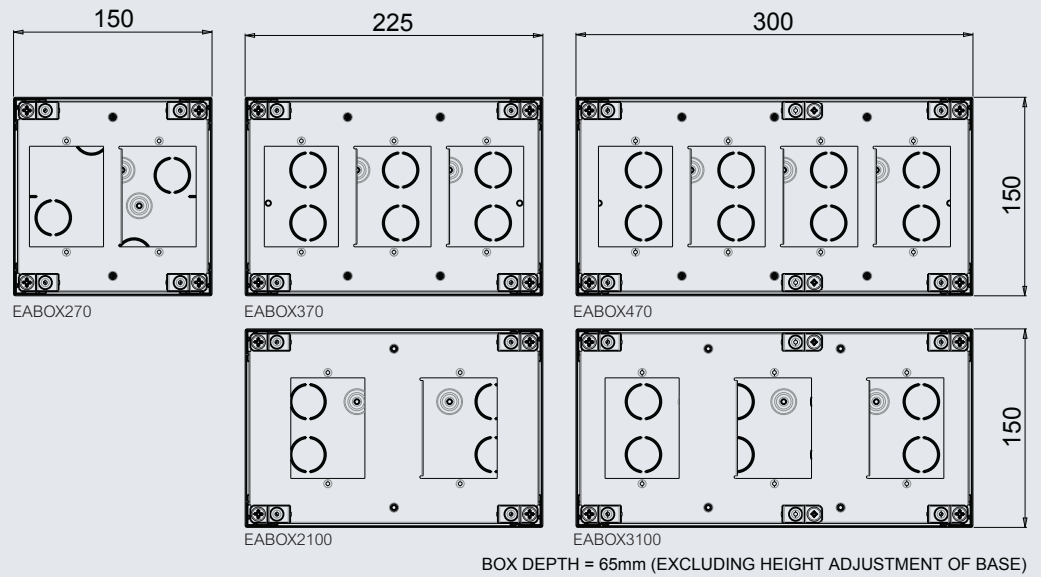
Excel Life™ Stainless steel coverplates



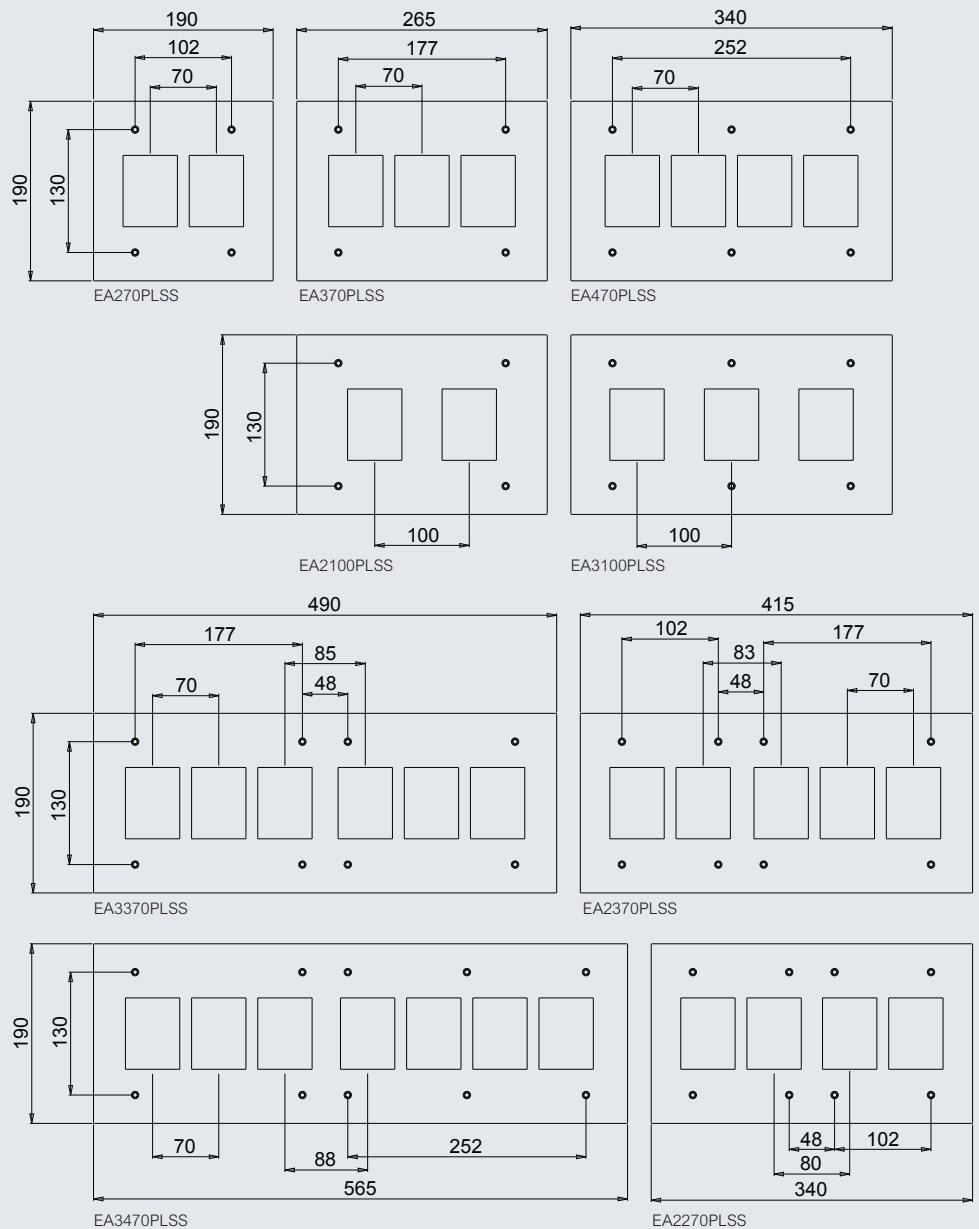
Pack	Cat No.	Standard recessed wall boxes	Pack	Cat No.	Wall box stainless steel coverplates
		Modular system with adjustable height insert. Provided with earth wires. Boxes can be joined horizontally or vertically. To be equipped with coverplates. (See dimensions on page 63.)			Standard stainless steel coverplates to suit standard wall boxes. (See dimensions on page 63.)
		Steel wall boxes			Stainless steel electrical coverplates
1	EABOX270	 2 Gang recessed 2 module box 70mm spacing	1	EA270PLSS	 Stainless steel 2 gang coverplate 70mm spacing 190mm x190mm
1	EABOX370	 3 Gang recessed 3 module box 70mm spacing	1	EA370PLSS	 Stainless steel 3 gang coverplate 70mm spacing 265mm x190mm
1	EABOX470	 4 Gang recessed 4 module box 70mm spacing	1	EA470PLSS	 Stainless steel 4 gang coverplate 70mm spacing 340mm x190mm
1	EABOX2100	 2 Gang recessed 3 module box 100mm spacing (gas only)	1	EA2270PLSS	 Stainless steel 2+2 gang coverplate 70mm spacing 340mm x190mm
1	EABOX3100	 3 Gang recessed 4 module box 100mm spacing (gas only)	1	EA2370PLSS	 Stainless steel 2+3 gang coverplate 70mm spacing 415mm x190mm
		Standard wall box			
10	429R	 Recessed plastic wall box with sliding nuts, retention clips and protective cover size 97 x 60 x 45mm	1	EA3370PLSS	 Stainless steel 3+3 gang coverplate 70mm spacing 490mm x190mm
10	EA751	 Protective shroud for panel mount	1	EA3470PLSS	 Stainless steel 3+4 gang coverplate 70mm spacing 565mm x190mm
		Equipotential devices			Stainless steel gas coverplates
		Earth stud plates			
1	ECEES/1GCAWE	 1 Gang equipotential earth stud ○ White	1	EA2100PLSS	 Stainless steel 2 gang gas coverplate 100mm spacing 265mm x190mm
1	ECEES/2GCAWE	 2 Gang equipotential earth stud ○ White	1	EA3100PLSS	 Stainless steel 3 gang gas coverplate 100mm spacing 340mm x190mm
		Equipotential boxes			
1	EAEPNODE	 Equipotential node kit supplied with stainless steel face plate and earth stud			
1	EAEPJUNCTION	 Equipotential junction kit supplied with stainless steel face plate			
		Gas plates			
		Chemical resistant and antimicrobial			
1	ECGAS1GPLCAWE	 Gas outlet plate ○ White			
1	ECGAS2GPLCAWE	 Gas outlet plate with scavenge ○ White			

Excel Life™ Wall boxes and coverplates

Standard Wall Box Dimensions



Standard Stainless Steel Coverplate Dimensions





HPM Legrand Australia

Building 4, Nexus Industry Park
43-47 Lyn Parade,
Prestons NSW 2170
Phone 1300 369 777
www.excellife.com.au
www.legrand.com.au

HPM Legrand New Zealand

106-124 Target Road
Glenfield, Auckland 0627
Phone 0800 476 009
www.excellife.co.nz
www.legrand.co.nz